



Customer Service
PO Box 11813
Harrisburg, PA 17108-1813

ACCOUNT STATEMENT

SAN BERNARDINO COUNTY

For the Month Ending
February 28, 2023

Client Management Team

Kenneth Schiebel, CFA

Managing Director
213 Market Street
Harrisburg, PA 17101-2141
717-232-2723
schiebelk@pfmam.com

Danny A. Nelson

Director
800 Nicollet Mall, 4th Floor
Minneapolis, MN 55402
612-371-3747
nelsond@pfmam.com

Contents

Cover/Disclosures
Summary Statement
Individual Accounts

Accounts included in Statement

76990800 SAN BERNARDINO COUNTY

SAN BERNARDINO COUNTY
PARTH BHATT
268 WEST HOSPITALITY LANE
FIRST FLOOR
SAN BERNARDINO, CA 92415-0360

Online Access <https://www.pfmam.com> **Customer Service** 1-717-232-2723

Important Disclosures

Important Disclosures

This statement is for general information purposes only and is not intended to provide specific advice or recommendations. PFM Asset Management LLC ("PFMAM") is an investment adviser registered with the U.S. Securities and Exchange Commission and a subsidiary of U.S. Bancorp Asset Management, Inc. ("USBAM"). USBAM is a subsidiary of U.S. Bank National Association ("U.S. Bank"). U.S. Bank is a separate entity and subsidiary of U.S. Bancorp. U.S. Bank is not responsible for and does not guarantee the products, services or performance of PFMAM. PFMAM maintains a written disclosure statement of our background and business experience. If you would like to receive a copy of our current disclosure statement, please contact Service Operations at the address below.

Proxy Voting PFMAM does not normally receive proxies to vote on behalf of its clients. However, it does on occasion receive consent requests. In the event a consent request is received the portfolio manager contacts the client and then proceeds according to their instructions. PFMAM's Proxy Voting Policy is available upon request by contacting Service Operations at the address below.

Questions About an Account PFMAM's monthly statement is intended to detail our investment advisory activity as well as the activity of any accounts held by clients in pools that are managed by PFMAM. The custodian bank maintains the control of assets and executes (i.e., settles) all investment transactions. The custodian statement is the official record of security and cash holdings and transactions. PFMAM recognizes that clients may use these reports to facilitate record keeping and that the custodian bank statement and the PFMAM statement should be reconciled and differences resolved. Many custodians use a settlement date basis which may result in the need to reconcile due to a timing difference.

Account Control PFMAM does not have the authority to withdraw funds from or deposit funds to the custodian outside the scope of services provided by PFMAM. Our clients retain responsibility for their internal accounting policies; implementing and enforcing internal controls and generating ledger entries or otherwise recording transactions.

Market Value Generally, PFMAM's market prices are derived from closing bid prices as of the last business day of the month as supplied by Refinitiv or Bloomberg. For certain short-term investments or where prices are not available from generally recognized sources the securities are priced using a yield-based matrix system to arrive at an estimated market value. Prices that fall between data points are interpolated. Non-negotiable FDIC-insured bank certificates of deposit are priced at par. Although PFMAM believes the prices to be reliable, the values of the securities may not represent the prices at which the securities could have been bought or sold. Explanation of the valuation methods for a registered investment company or local government investment program is contained in the appropriate fund offering documentation or information statement.

Amortized Cost The original cost of the principal of the security is adjusted for the amount of the periodic reduction of any discount or premium from the purchase date until the date of the report. Discount or premium with respect to short term securities (those with less than one year to maturity at time of issuance) is amortized on a straightline basis. Such discount or premium with respect to longer term securities is amortized using the constant yield basis.

Tax Reporting Cost data and realized gains / losses are provided for informational purposes only. Please review for accuracy and consult your tax advisor to determine the tax consequences of your security transactions. PFMAM does not report such information to the IRS or other taxing authorities and is not responsible for the accuracy of such information that may be required to be reported to federal, state or other taxing authorities.

Financial Situation In order to better serve you, PFMAM should be promptly notified of any material change in your investment objective or financial situation.

Callable Securities Securities subject to redemption prior to maturity may be redeemed in whole or in part before maturity, which could affect the yield represented.

Portfolio The securities in this portfolio, including shares of mutual funds, are not guaranteed or otherwise protected by PFMAM, the FDIC (except for certain non-negotiable certificates of deposit) or any government agency. Investment in securities involves risks, including the possible loss of the amount invested. Actual settlement values, accrued interest, and amortized cost amounts may vary for securities subject to an adjustable interest rate or subject to principal paydowns. Any changes to the values shown may be reflected within the next monthly statement's beginning values.

Rating Information provided for ratings is based upon a good faith inquiry of selected sources, but its accuracy and completeness cannot be guaranteed.

Shares of some local government investment programs and TERM funds are marketed through representatives of PFMAM's affiliate, PFM Fund Distributors, Inc. which is registered with the SEC as a broker/dealer and is a member of the Financial Industry Regulatory Authority ("FINRA") and the Municipal Securities Rulemaking Board ("MSRB"). You may reach the FINRA by calling the FINRA Hotline at 1-800-289-9999 or at the FINRA website address <https://www.finra.org/investors/investor-contacts>. A brochure describing the FINRA Regulation Public Disclosure Program is also available from FINRA upon request.

Key Terms and Definitions

Dividends on local government investment program funds consist of interest earned, plus any discount ratably amortized to the date of maturity, plus all realized gains and losses on the sale of securities prior to maturity, less ratably amortization of any premium and all accrued expenses to the fund. Dividends are accrued daily and may be paid either monthly or quarterly. The monthly earnings on this statement represent the estimated dividend accrued for the month for any program that distributes earnings on a quarterly basis. There is no guarantee that the estimated amount will be paid on the actual distribution date.

Current Yield is the net change, exclusive of capital changes and income other than investment income, in the value of a hypothetical fund account with a balance of one share over the seven-day base period including the statement date, expressed as a percentage of the value of one share (normally \$1.00 per share) at the beginning of the seven-day period. This resulting net change in account value is then annualized by multiplying it by

365 and dividing the result by 7. The yields quoted should not be considered a representation of the yield of the fund in the future, since the yield is not fixed. **Average maturity** represents the average maturity of all securities and investments of a portfolio, determined by multiplying the par or principal value of each security or investment by its maturity (days or years), summing the products, and dividing the sum by the total principal value of the portfolio. The stated maturity date of mortgage backed or callable securities are used in this statement. However the actual maturity of these securities could vary depending on the level or prepayments on the underlying mortgages or whether a callable security has or is still able to be called.

Monthly distribution yield represents the net change in the value of one share (normally \$1.00 per share) resulting from all dividends declared during the month by a fund expressed as a percentage of the value of one share at the beginning of the month. This resulting net change is then annualized by multiplying it by 365 and dividing it by the number of calendar days in the month.

YTM at Cost The yield to maturity at cost is the expected rate of return, based on the original cost, the annual interest receipts, maturity value and the time period from purchase date to maturity, stated as a percentage, on an annualized basis.

YTM at Market The yield to maturity at market is the rate of return, based on the current market value, the annual interest receipts, maturity value and the time period remaining until maturity, stated as a percentage, on an annualized basis.

Managed Account A portfolio of investments managed discretely by PFMAM according to the client's specific investment policy and requirements. The investments are directly owned by the client and held by the client's custodian.

Unsettled Trade A trade which has been executed however the final consummation of the security transaction and payment has not yet taken place.

Please review the detail pages of this statement carefully. If you think your statement is wrong, missing account information, or if you need more information about a transaction, please contact PFMAM within 60 days of receipt. If you have other concerns or questions regarding your account, or to request an updated copy of PFMAM's current disclosure statement, please contact a member of your client management team at PFMAM Service Operations at the address below.

PFM Asset Management LLC
Attn: Service Operations
213 Market Street
Harrisburg, PA 17101

NOT FDIC INSURED NO BANK GUARANTEE MAY LOSE VALUE

Consolidated Summary Statement

For the Month Ending **February 28, 2023**

SAN BERNARDINO COUNTY

Portfolio Summary		
Portfolio Holdings	Cash Dividends and Income	Closing Market Value
PFMAM Managed Account	22,327,704.34	12,178,074,652.40
Cash Balance	0.00	124,418,042.78
Total	\$22,327,704.34	\$12,302,492,695.18

Investment Allocation		
Investment Type	Closing Market Value	Percent
Asset-Backed Security	714,922,809.88	5.81
Federal Agency Discount Note	295,888,223.66	2.41
Federal Agency Bond / Note	3,381,085,901.52	27.49
Corporate Note	659,119,622.08	5.36
Certificate of Deposit	673,288,377.93	5.47
Federal Agency Commercial Mortgage-Backed Se	1,089,827,559.03	8.86
Commercial Paper	689,340,325.50	5.60
Federally Insured Cash Account	25,000,000.00	0.20
Joint Powers Authority	564,000,000.00	4.58
Money Market Mutual Fund	420,000,000.00	3.41
NOW Account	1,000,000.00	0.01
Corporate Note	48,572,370.00	0.39
Repurchase Agreement	99,999,888.80	0.81
Supra-National Agency Bond / Note	243,810,859.00	1.98
U.S. Treasury Bond / Note	3,272,218,715.00	26.61
Cash Balance	124,418,042.78	1.01
Total	\$12,302,492,695.18	100.00%

Consolidated Summary Statement

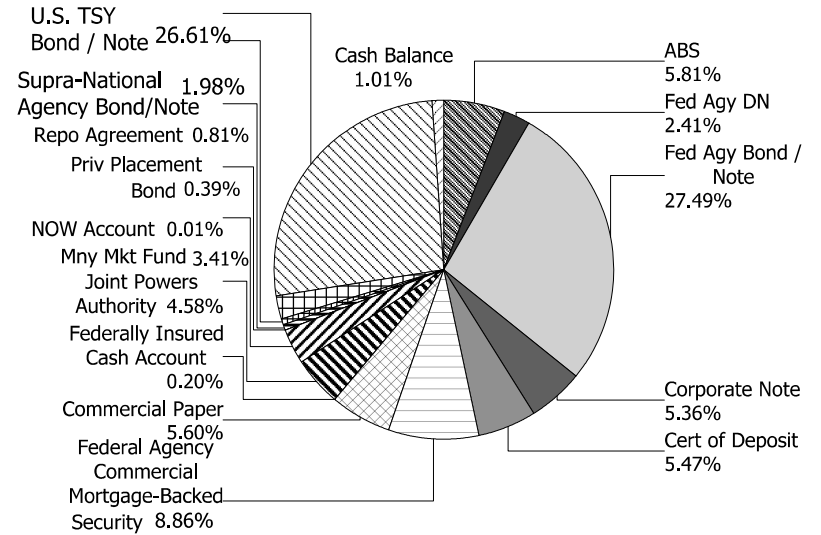
For the Month Ending **February 28, 2023**

SAN BERNARDINO COUNTY

Maturity Distribution (Fixed Income Holdings)

Sector Allocation

Portfolio Holdings	Closing Market Value	Percent
Under 30 days	1,444,328,498.98	11.73
31 to 60 days	273,227,465.30	2.22
61 to 90 days	789,613,836.46	6.42
91 to 180 days	1,907,781,458.95	15.51
181 days to 1 year	1,071,061,514.39	8.71
1 to 2 years	2,953,458,888.93	24.01
2 to 3 years	2,166,643,722.20	17.61
3 to 4 years	832,681,064.69	6.77
4 to 5 years	863,696,245.28	7.02
Over 5 years	0.00	0.00
Total	\$12,302,492,695.18	100.00%
Weighted Average Days to Maturity	536	



Managed Account Summary Statement

For the Month Ending **February 28, 2023**

SAN BERNARDINO COUNTY - 76990800

Transaction Summary - Managed Account

Opening Market Value	\$12,416,685,227.81
Maturities/Calls	(3,686,099,144.05)
Principal Dispositions	(320,000,000.00)
Principal Acquisitions	3,783,877,634.77
Unsettled Trades	46,995,114.10
Change in Current Value	(63,384,180.23)
Closing Market Value	\$12,178,074,652.40

Cash Transactions Summary - Managed Account

Maturities/Calls	3,666,897,077.91
Sale Proceeds	320,000,000.00
Coupon/Interest/Dividend Income	17,393,639.07
Principal Payments	20,599,144.05
Security Purchases	(3,924,736,734.56)
Net Cash Contribution	(100,153,126.47)
Reconciling Transactions	0.00

Earnings Reconciliation (Cash Basis) - Managed Account

Interest/Dividends/Coupons Received	18,790,716.98
Less Purchased Interest Related to Interest/Coupons	(721,020.12)
Plus Net Realized Gains/Losses	4,258,007.48
Total Cash Basis Earnings	\$22,327,704.34

Cash Balance

Closing Cash Balance **\$0.00**

Earnings Reconciliation (Accrual Basis)

	Total
Ending Amortized Value of Securities	12,481,206,146.77
Ending Accrued Interest	45,599,024.52
Plus Proceeds from Sales	320,000,000.00
Plus Proceeds of Maturities/Calls/Principal Payments	3,687,496,221.96
Plus Coupons/Dividends Received	17,393,639.07
Less Cost of New Purchases	(3,831,374,428.27)
Less Beginning Amortized Value of Securities	(12,648,560,261.68)
Less Beginning Accrued Interest	(42,853,801.18)
Total Accrual Basis Earnings	\$28,906,541.19

Portfolio Summary and Statistics

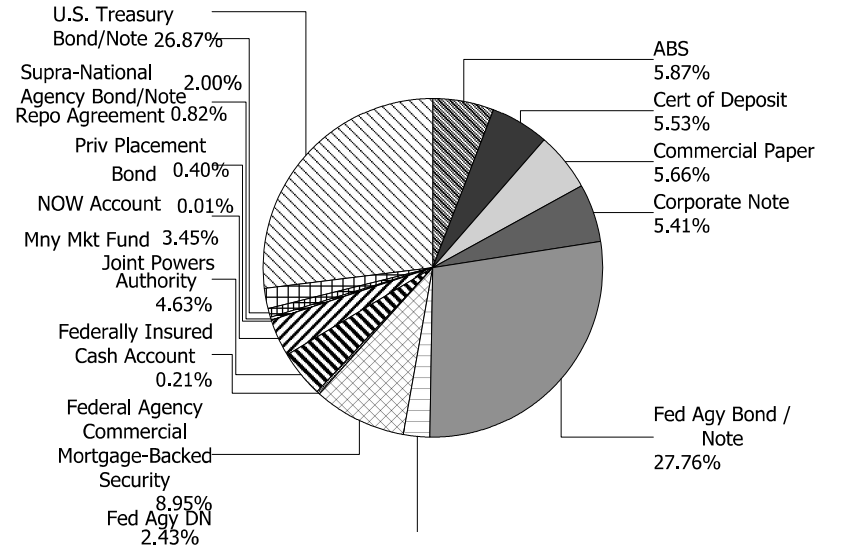
For the Month Ending **February 28, 2023**

SAN BERNARDINO COUNTY - 76990800

Account Summary

Description	Par Value	Market Value	Percent
U.S. Treasury Bond / Note	3,500,000,000.00	3,272,218,715.00	26.87
Supra-National Agency Bond / Note	248,000,000.00	243,810,859.00	2.00
Repurchase Agreement	100,000,000.00	99,999,888.80	0.82
NOW Account	1,000,000.00	1,000,000.00	0.01
Money Market Mutual Fund	420,000,000.00	420,000,000.00	3.45
Joint Powers Authority	564,000,000.00	564,000,000.00	4.63
Federally Insured Cash Account	25,000,000.00	25,000,000.00	0.21
Federal Agency Discount Note	300,000,000.00	295,888,223.66	2.43
Federal Agency Commercial Mortgage-Backed Security	1,143,929,150.97	1,089,827,559.03	8.95
Federal Agency Bond / Note	3,522,060,000.00	3,381,085,901.52	27.76
Corporate Note	729,957,000.00	707,691,992.08	5.81
Commercial Paper	698,750,000.00	689,340,325.50	5.66
Certificate of Deposit	675,000,000.00	673,288,377.93	5.53
Asset-Backed Security	724,771,995.95	714,922,809.88	5.87
Managed Account Sub-Total	12,652,468,146.92	12,178,074,652.40	100.00%
Accrued Interest		45,599,024.52	
Total Portfolio	12,652,468,146.92	12,223,673,676.92	

Sector Allocation



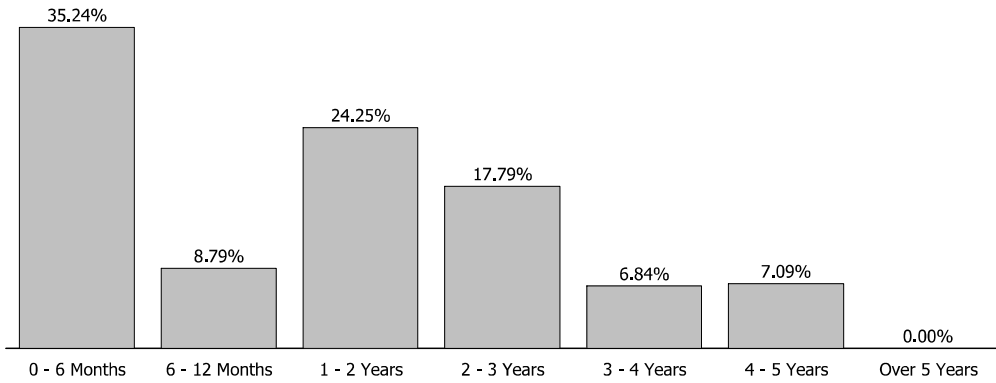
Unsettled Trades **47,000,000.00** **46,995,499.35**

Portfolio Summary and Statistics

For the Month Ending **February 28, 2023**

SAN BERNARDINO COUNTY - 76990800

Maturity Distribution



Characteristics

Yield to Maturity at Cost	3.02%
Yield to Maturity at Market	4.84%
Weighted Average Days to Maturity	542

Managed Account Issuer Summary

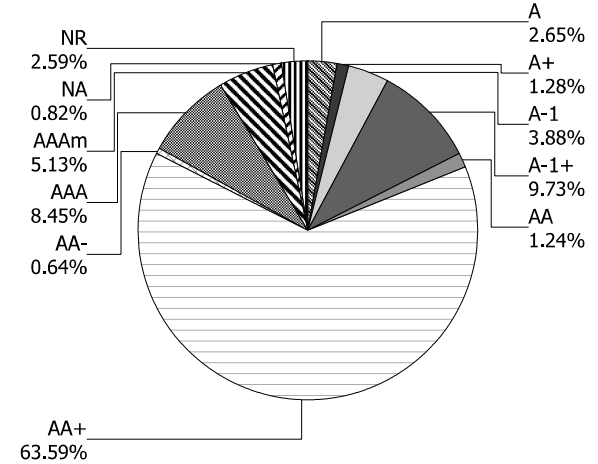
For the Month Ending **February 28, 2023**

SAN BERNARDINO COUNTY - 76990800

Issuer Summary

Issuer	Market Value of Holdings	Percent
AMAZON.COM INC	196,187,525.00	1.61
AMERICAN EXPRESS CO	52,269,962.10	0.43
BANK OF THE WEST	1,000,000.00	0.01
BEDFORD ROW FUNDING CORP	48,916,500.00	0.40
BMW FINANCIAL SERVICES NA LLC	26,396,529.39	0.22
BMW VEHICLE OWNER TRUST	21,094,694.10	0.17
BNP PARIBAS FORTIS	49,774,073.55	0.41
CAMP	554,000,000.00	4.55
CANADIAN IMPERIAL BANK OF COMMERCE	224,782,825.83	1.85
CANTOR FITZGERALD	99,999,888.80	0.82
CHEVRON CORPORATION	9,800,860.00	0.08
CITIGROUP INC	49,998,311.10	0.41
DEERE & COMPANY	103,652,325.00	0.85
FANNIE MAE	627,369,647.50	5.15
FEDERAL FARM CREDIT BANKS	504,448,834.48	4.14
FEDERAL HOME LOAN BANKS	1,886,791,997.90	15.48
FEDERATED GOVT OBLIGATIONS FUNDS	60,000,000.00	0.49
FIDELITY TREASURY MF	358,000,000.00	2.94
FREDDIE MAC	1,748,191,204.33	14.36
HONDA AUTO RECEIVABLES	48,209,320.36	0.40
HYUNDAI AUTO RECEIVABLES	131,990,028.64	1.08
INTER-AMERICAN DEVELOPMENT BANK	103,006,575.00	0.85
INTERNATIONAL FINANCE CORPORATION	19,518,860.00	0.16
INTL BANK OF RECONSTRUCTION AND DEV	121,285,424.00	1.00
INVESTMENT TRUST OF CALIFORNIA	10,000,000.00	0.08
JOHN DEERE OWNER TRUST	156,921,745.25	1.29
JOHNSON & JOHNSON	74,066,100.00	0.61
JP MORGAN CHASE & CO	98,666,650.00	0.81
MERCEDES-BENZ AUTO LEASE TRUST	15,781,215.05	0.13
MERCEDES-BENZ AUTO RECEIVABLES	64,691,849.34	0.53
METLIFE INC	150,816,255.50	1.24
MORGAN STANLEY	1,000,000.00	0.01

Credit Quality (S&P Ratings)



Managed Account Issuer Summary

For the Month Ending **February 28, 2023**

SAN BERNARDINO COUNTY - 76990800

Issuer	Market Value of Holdings	Percent
NESTLE SA	4,876,735.00	0.04
NORDEA BANK ABP	49,696,900.00	0.41
NORTHERN TRUST	1,000,000.00	0.01
OLD LINE FUNDING LLC	94,206,940.00	0.77
PROCTER & GAMBLE CO	9,832,980.00	0.08
RABOBANK NEDERLAND	49,785,800.00	0.41
ROYAL BANK OF CANADA	49,920,867.95	0.41
STONECASTLE FICA	25,000,000.00	0.21
SVENSKA HANDELSBANKEN AB	99,664,299.50	0.82
THE BANK OF NEW YORK MELLON CORPORATION	223,928,437.08	1.84
THUNDER BAY FUNDING LLC	73,720,600.00	0.61
TORONTO-DOMINION BANK	99,665,300.00	0.82
Toyota Lease Owner Trust	2,589,360.54	0.02
TOYOTA MOTOR CORP	498,442,945.11	4.09
UNITED STATES TREASURY	3,272,218,715.00	26.86
WAL-MART STORES INC	4,895,570.00	0.04
Total	\$12,178,074,652.40	100.00%

Managed Account Detail of Securities Held

For the Month Ending **February 28, 2023**

SAN BERNARDINO COUNTY - 76990800

Security Type/Description	CUSIP	Par	S&P Rating	Moody's Rating	Trade Date	Settle Date	Original Cost	YTM at Cost	Accrued Interest	Amortized Cost	Market Value
U.S. Treasury Bond / Note											
US TREASURY NOTES DTD 05/31/2016 1.625% 05/31/2023	912828R69	50,000,000.00	AA+	Aaa	04/05/19	04/08/19	48,658,203.13	2.31	203,125.00	49,919,350.39	49,601,560.00
US TREASURY NOTES DTD 06/30/2016 1.375% 06/30/2023	912828S35	25,000,000.00	AA+	Aaa	11/08/19	11/12/19	24,701,171.88	1.72	56,975.14	24,972,731.37	24,699,220.00
US TREASURY NOTES DTD 06/30/2016 1.375% 06/30/2023	912828S35	50,000,000.00	AA+	Aaa	04/03/19	04/04/19	48,123,046.88	2.31	113,950.28	49,853,287.26	49,398,440.00
US TREASURY NOTES DTD 07/02/2018 2.625% 06/30/2023	9128284U1	50,000,000.00	AA+	Aaa	04/05/19	04/08/19	50,634,765.63	2.31	217,541.44	50,049,745.23	49,625,000.00
US TREASURY NOTES DTD 06/30/2016 1.375% 06/30/2023	912828S35	100,000,000.00	AA+	Aaa	04/15/19	04/16/19	96,035,156.25	2.37	227,900.55	99,687,665.30	98,796,880.00
US TREASURY NOTES DTD 08/01/2016 1.250% 07/31/2023	912828S92	100,000,000.00	AA+	Aaa	03/27/19	03/28/19	96,265,625.00	2.15	100,138.12	99,642,102.77	98,453,120.00
US TREASURY NOTES DTD 08/31/2016 1.375% 08/31/2023	912828D1	100,000,000.00	AA+	Aaa	03/28/19	03/29/19	96,562,500.00	2.20	3,736.41	99,610,728.65	98,187,500.00
US TREASURY NOTES DTD 09/15/2020 0.125% 09/15/2023	91282CAK7	100,000,000.00	AA+	Aaa	06/29/22	06/30/22	96,636,718.75	2.98	57,665.75	98,493,371.75	97,375,000.00
US TREASURY NOTES DTD 02/28/2017 2.125% 02/29/2024	912828W48	75,000,000.00	AA+	Aaa	03/09/22	03/10/22	75,653,320.31	1.67	4,330.84	75,330,737.74	72,796,875.00
US TREASURY NOTES DTD 05/15/2014 2.500% 05/15/2024	912828WJ5	50,000,000.00	AA+	Aaa	09/30/19	10/01/19	52,062,500.00	1.57	366,022.10	50,538,840.34	48,460,940.00
US TREASURY NOTES DTD 05/15/2014 2.500% 05/15/2024	912828WJ5	50,000,000.00	AA+	Aaa	12/23/19	12/26/19	51,611,328.13	1.73	366,022.10	50,443,567.86	48,460,940.00
US TREASURY N/B NOTES DTD 05/15/2021 0.250% 05/15/2024	91282CCC3	75,000,000.00	AA+	Aaa	02/28/22	03/01/22	72,943,359.38	1.52	54,903.31	73,874,716.48	70,734,375.00
US TREASURY NOTES DTD 05/31/2017 2.000% 05/31/2024	912828XT2	50,000,000.00	AA+	Aaa	03/21/22	03/22/22	49,826,171.88	2.16	250,000.00	49,900,824.66	48,109,375.00
US TREASURY NOTES DTD 06/30/2017 2.000% 06/30/2024	912828XX3	50,000,000.00	AA+	Aaa	09/25/19	09/26/19	50,886,718.75	1.61	165,745.86	50,248,322.04	47,984,375.00

Managed Account Detail of Securities Held

For the Month Ending **February 28, 2023**

SAN BERNARDINO COUNTY - 76990800

Security Type/Description	CUSIP	Par	S&P Rating	Moody's Rating	Trade Date	Settle Date	Original Cost	YTM at Cost	Accrued Interest	Amortized Cost	Market Value
U.S. Treasury Bond / Note											
US TREASURY NOTES DTD 06/30/2017 2.000% 06/30/2024	912828XX3	50,000,000.00	AA+	Aaa	10/31/19	11/01/19	51,017,578.13	1.55	165,745.86	50,290,992.69	47,984,375.00
US TREASURY NOTES DTD 06/30/2017 2.000% 06/30/2024	912828XX3	50,000,000.00	AA+	Aaa	11/01/19	11/04/19	50,935,546.88	1.58	165,745.86	50,268,006.67	47,984,375.00
US TREASURY NOTES DTD 06/30/2019 1.750% 06/30/2024	9128286Z8	50,000,000.00	AA+	Aaa	12/11/19	12/12/19	50,173,828.13	1.67	145,027.62	50,050,935.20	47,851,560.00
US TREASURY NOTES DTD 06/30/2019 1.750% 06/30/2024	9128286Z8	50,000,000.00	AA+	Aaa	03/17/22	03/21/22	49,701,171.88	2.02	145,027.62	49,825,084.98	47,851,560.00
US TREASURY NOTES DTD 06/30/2019 1.750% 06/30/2024	9128286Z8	50,000,000.00	AA+	Aaa	06/10/22	06/13/22	48,742,187.50	3.03	145,027.62	49,181,076.62	47,851,560.00
US TREASURY N/B NOTES DTD 07/15/2021 0.375% 07/15/2024	91282CCL3	100,000,000.00	AA+	Aaa	06/24/22	06/27/22	94,679,687.50	3.07	46,616.02	96,434,183.08	93,765,620.00
US TREASURY NOTES DTD 07/31/2017 2.125% 07/31/2024	9128282N9	50,000,000.00	AA+	Aaa	10/10/19	10/11/19	51,474,609.38	1.49	85,117.41	50,435,240.83	47,984,375.00
US TREASURY NOTES DTD 07/31/2017 2.125% 07/31/2024	9128282N9	50,000,000.00	AA+	Aaa	04/05/22	04/06/22	49,429,687.50	2.63	85,117.41	49,651,213.84	47,984,375.00
US TREASURY NOTES DTD 07/31/2019 1.750% 07/31/2024	912828Y87	50,000,000.00	AA+	Aaa	06/13/22	06/14/22	48,324,218.75	3.39	70,096.69	48,884,248.47	47,718,750.00
US TREASURY NOTES DTD 08/15/2014 2.375% 08/15/2024	912828D56	50,000,000.00	AA+	Aaa	06/10/22	06/13/22	49,279,296.88	3.06	45,925.41	49,516,203.07	48,101,560.00
US TREASURY NOTES DTD 08/31/2019 1.250% 08/31/2024	912828YE4	50,000,000.00	AA+	Aaa	02/09/22	02/10/22	49,712,890.63	1.48	1,698.37	49,831,057.83	47,257,810.00
US TREASURY NOTES DTD 08/31/2019 1.250% 08/31/2024	912828YE4	50,000,000.00	AA+	Aaa	02/15/22	02/16/22	49,417,968.75	1.72	1,698.37	49,655,301.88	47,257,810.00
US TREASURY NOTES DTD 09/30/2019 1.500% 09/30/2024	912828YH7	50,000,000.00	AA+	Aaa	02/15/22	02/16/22	49,683,593.75	1.75	313,186.82	49,808,569.26	47,351,560.00
US TREASURY NOTES DTD 09/30/2019 1.500% 09/30/2024	912828YH7	50,000,000.00	AA+	Aaa	04/04/22	04/05/22	48,683,593.75	2.60	313,186.82	49,161,497.01	47,351,560.00

Managed Account Detail of Securities Held

For the Month Ending **February 28, 2023**

SAN BERNARDINO COUNTY - 76990800

Security Type/Description Dated Date/Coupon/Maturity	CUSIP	Par	S&P Rating	Moody's Rating	Trade Date	Settle Date	Original Cost	YTM at Cost	Accrued Interest	Amortized Cost	Market Value
U.S. Treasury Bond / Note											
US TREASURY N/B NOTES DTD 10/15/2021 0.625% 10/15/2024	91282CDB4	75,000,000.00	AA+	Aaa	03/09/22	03/10/22	72,793,945.31	1.79	176,425.14	73,620,635.28	69,937,500.00
US TREASURY N/B NOTES DTD 11/15/2021 0.750% 11/15/2024	91282CDH1	75,000,000.00	AA+	Aaa	03/28/22	03/29/22	71,589,843.75	2.55	164,709.94	72,784,461.90	69,878,910.00
US TREASURY NOTES DTD 01/31/2020 1.375% 01/31/2025	912828Z52	50,000,000.00	AA+	Aaa	10/27/21	10/28/21	50,845,703.13	0.85	55,075.97	50,498,474.89	46,867,190.00
US TREASURY NOTES DTD 02/17/2015 2.000% 02/15/2025	912828J27	50,000,000.00	AA+	Aaa	12/19/19	12/20/19	50,576,171.88	1.77	38,674.03	50,219,275.60	47,382,810.00
US TREASURY N/B NOTES DTD 02/15/2022 1.500% 02/15/2025	91282CDZ1	50,000,000.00	AA+	Aaa	03/02/22	03/03/22	49,767,578.13	1.66	29,005.52	49,845,697.70	46,914,060.00
US TREASURY NOTES DTD 05/15/2015 2.125% 05/15/2025	912828XB1	50,000,000.00	AA+	Aaa	12/09/19	12/10/19	51,109,375.00	1.70	311,118.78	50,450,910.87	47,289,060.00
US TREASURY N/B NOTES DTD 05/15/2022 2.750% 05/15/2025	91282CEQ0	50,000,000.00	AA+	Aaa	06/09/22	06/10/22	49,652,343.75	3.00	402,624.31	49,738,120.62	47,929,690.00
US TREASURY NOTES DTD 05/31/2020 0.250% 05/31/2025	912828ZT0	50,000,000.00	AA+	Aaa	11/22/21	11/24/21	48,667,968.75	1.02	31,250.00	49,147,251.02	45,289,060.00
US TREASURY NOTES DTD 06/30/2020 0.250% 06/30/2025	912828ZW3	50,000,000.00	AA+	Aaa	11/22/21	11/24/21	48,605,468.75	1.04	20,718.23	49,095,783.39	45,187,500.00
US TREASURY NOTES DTD 06/30/2020 0.250% 06/30/2025	912828ZW3	50,000,000.00	AA+	Aaa	01/24/22	01/25/22	48,166,015.63	1.35	20,718.23	48,751,953.13	45,187,500.00
US TREASURY NOTES DTD 06/30/2020 0.250% 06/30/2025	912828ZW3	50,000,000.00	AA+	Aaa	06/09/22	06/10/22	45,994,140.63	3.01	20,718.23	46,941,763.28	45,187,500.00
US TREASURY NOTES DTD 06/30/2020 0.250% 06/30/2025	912828ZW3	75,000,000.00	AA+	Aaa	01/26/22	01/27/22	72,058,593.75	1.43	31,077.35	72,995,137.50	67,781,250.00
US TREASURY NOTES DTD 06/30/2020 0.250% 06/30/2025	912828ZW3	75,000,000.00	AA+	Aaa	01/31/22	02/01/22	71,976,562.50	1.47	31,077.35	72,930,948.80	67,781,250.00
US TREASURY NOTES DTD 07/31/2020 0.250% 07/31/2025	91282CAB7	50,000,000.00	AA+	Aaa	11/22/21	11/24/21	48,470,703.13	1.10	10,013.81	48,996,008.08	45,039,060.00

Managed Account Detail of Securities Held

For the Month Ending **February 28, 2023**

SAN BERNARDINO COUNTY - 76990800

Security Type/Description	Dated Date/Coupon/Maturity	CUSIP	Par	S&P Rating	Moody's Rating	Trade Date	Settle Date	Original Cost	YTM at Cost	Accrued Interest	Amortized Cost	Market Value
U.S. Treasury Bond / Note												
US TREASURY NOTES DTD 07/31/2020 0.250% 07/31/2025		91282CAB7	50,000,000.00	AA+	Aaa	11/22/21	11/24/21	48,482,421.88	1.09	10,013.81	49,003,701.50	45,039,060.00
US TREASURY NOTES DTD 08/31/2020 0.250% 08/31/2025		91282CAJ0	50,000,000.00	AA+	Aaa	01/18/22	01/19/22	47,859,375.00	1.47	339.67	48,517,779.36	44,906,250.00
US TREASURY NOTES DTD 08/31/2020 0.250% 08/31/2025		91282CAJ0	50,000,000.00	AA+	Aaa	06/27/22	06/28/22	45,480,468.75	3.27	339.67	46,438,921.07	44,906,250.00
US TREASURY NOTES DTD 08/31/2020 0.250% 08/31/2025		91282CAJ0	75,000,000.00	AA+	Aaa	03/10/22	03/11/22	70,769,531.25	1.94	509.51	71,952,995.72	67,359,375.00
US TREASURY NOTES DTD 09/30/2020 0.250% 09/30/2025		91282CAM3	50,000,000.00	AA+	Aaa	03/14/22	03/15/22	46,951,171.88	2.04	52,197.80	47,777,533.79	44,820,310.00
US TREASURY NOTES DTD 10/31/2020 0.250% 10/31/2025		91282CAT8	50,000,000.00	AA+	Aaa	04/05/22	04/06/22	45,789,062.50	2.75	41,781.77	46,851,484.61	44,640,625.00
US TREASURY NOTES DTD 10/31/2020 0.250% 10/31/2025		91282CAT8	50,000,000.00	AA+	Aaa	09/27/22	09/28/22	44,087,890.63	4.38	41,781.77	44,894,325.39	44,640,625.00
US TREASURY NOTES DTD 01/31/2021 0.375% 01/31/2026		91282CBH3	50,000,000.00	AA+	Aaa	10/05/22	10/06/22	44,132,812.50	4.20	15,020.72	44,839,003.25	44,414,060.00
US TREASURY NOTES DTD 01/31/2021 0.375% 01/31/2026		91282CBH3	50,000,000.00	AA+	Aaa	10/11/22	10/12/22	43,957,031.25	4.34	15,020.72	44,657,955.55	44,414,060.00
US TREASURY NOTES DTD 01/31/2021 0.375% 01/31/2026		91282CBH3	50,000,000.00	AA+	Aaa	01/03/23	01/04/23	44,566,406.25	4.18	15,020.72	44,837,360.17	44,414,060.00
US TREASURY NOTES DTD 02/28/2021 0.500% 02/28/2026		91282CBO3	50,000,000.00	AA+	Aaa	10/24/22	10/25/22	43,773,437.50	4.55	679.35	44,420,551.61	44,445,310.00
US TREASURY N/B NOTES DTD 05/31/2021 0.750% 05/31/2026		91282CCF6	50,000,000.00	AA+	Aaa	09/29/22	09/30/22	44,224,609.38	4.18	93,750.00	44,880,217.58	44,453,125.00
US TREASURY NOTES DTD 05/31/2019 2.125% 05/31/2026		9128286X3	50,000,000.00	AA+	Aaa	11/01/22	11/02/22	46,298,828.13	4.38	265,625.00	46,636,071.20	46,523,440.00
US TREASURY N/B NOTES DTD 06/30/2021 0.875% 06/30/2026		91282CCJ8	50,000,000.00	AA+	Aaa	02/10/23	02/13/23	44,972,656.25	4.09	72,513.81	45,037,893.48	44,562,500.00

Managed Account Detail of Securities Held

For the Month Ending **February 28, 2023**

SAN BERNARDINO COUNTY - 76990800

Security Type/Description Dated Date/Coupon/Maturity	CUSIP	Par	S&P Rating	Moody's Rating	Trade Date	Settle Date	Original Cost	YTM at Cost	Accrued Interest	Amortized Cost	Market Value
U.S. Treasury Bond / Note											
US TREASURY N/B NOTES DTD 06/30/2021 0.875% 06/30/2026	91282CCJ8	50,000,000.00	AA+	Aaa	02/14/23	02/15/23	44,855,468.75	4.18	72,513.81	44,913,976.82	44,562,500.00
US TREASURY NOTES DTD 05/15/2017 2.375% 05/15/2027	912828X88	50,000,000.00	AA+	Aaa	09/27/22	09/28/22	46,058,593.75	4.27	347,721.00	46,417,751.48	46,328,125.00
US TREASURY NOTES DTD 05/15/2017 2.375% 05/15/2027	912828X88	50,000,000.00	AA+	Aaa	10/27/22	10/31/22	46,332,031.25	4.16	347,721.00	46,599,879.30	46,328,125.00
US TREASURY NOTES DTD 06/30/2020 0.500% 06/30/2027	912828ZV5	50,000,000.00	AA+	Aaa	11/01/22	11/02/22	42,123,046.88	4.26	41,436.46	42,674,109.44	42,609,375.00
US TREASURY NOTES DTD 07/31/2020 0.375% 07/31/2027	91282CAD3	50,000,000.00	AA+	Aaa	09/26/22	09/27/22	41,859,375.00	4.12	15,020.72	42,573,061.02	42,265,625.00
US TREASURY NOTES DTD 08/15/2017 2.250% 08/15/2027	9128282R0	50,000,000.00	AA+	Aaa	11/03/22	11/04/22	45,289,062.50	4.46	43,508.29	45,604,924.79	45,953,125.00

Security Type Sub-Total		3,500,000,000.00					3,359,994,140.75	2.47	6,752,997.29	3,391,105,522.46	3,272,218,715.00
--------------------------------	--	-------------------------	--	--	--	--	-------------------------	-------------	---------------------	-------------------------	-------------------------

Supra-National Agency Bond / Note											
INTL BK OF RECON AND DEV NOTE DTD 04/20/2021 0.125% 04/20/2023	459058JV6	75,000,000.00	AAA	Aaa	04/13/21	04/20/21	74,844,750.00	0.23	34,114.58	74,989,366.44	74,540,175.00
INTER-AMERICAN DEVEL BK NOTES DTD 04/24/2020 0.500% 05/24/2023	4581X0DM7	20,000,000.00	AAA	Aaa	04/17/20	04/24/20	19,993,200.00	0.51	26,944.44	19,999,492.27	19,801,660.00
INTER-AMERICAN DEVELOPMENT BANK NOTE DTD 10/04/2013 3.000% 10/04/2023	4581X0CC0	25,000,000.00	AAA	Aaa	03/14/19	03/21/19	25,480,000.00	2.55	306,250.00	25,062,822.68	24,693,875.00
INTL BK RECON & DEVELOP NOTES DTD 11/24/2020 0.250% 11/24/2023	459058JM6	25,000,000.00	AAA	Aaa	11/17/20	11/24/20	24,946,250.00	0.32	16,840.28	24,986,844.75	24,125,800.00
INTL BK RECON & DEVELOP NOTES DTD 03/29/2022 2.250% 03/28/2024	45906M3C3	13,000,000.00	AAA	Aaa	03/22/22	03/29/22	12,989,860.00	2.29	124,312.50	12,994,541.07	12,587,679.00
INTL BANK OF RECON AND DEV SN (FLOATER) DTD 06/16/2020 4.940% 06/17/2024	45906M2B6	10,000,000.00	AAA	Aaa	06/09/20	06/16/20	10,000,000.00	0.48	94,839.63	10,000,000.00	10,031,770.00

Managed Account Detail of Securities Held

For the Month Ending **February 28, 2023**

SAN BERNARDINO COUNTY - 76990800

Security Type/Description Dated Date/Coupon/Maturity	CUSIP	Par	S&P Rating	Moody's Rating	Trade Date	Settle Date	Original Cost	YTM at Cost	Accrued Interest	Amortized Cost	Market Value
Supra-National Agency Bond / Note											
INTER-AMERICAN DEVEL BK NOTES DTD 07/01/2022 3.250% 07/01/2024	4581X0EE4	60,000,000.00	AAA	Aaa	06/22/22	07/01/22	59,994,000.00	3.26	325,000.00	59,995,994.53	58,511,040.00
INTL FINANCE CORP CORPORATE NOTES DTD 09/15/2022 3.625% 09/15/2025	45950KDA5	20,000,000.00	AAA	Aaa	09/07/22	09/15/22	19,992,200.00	3.64	334,305.56	19,993,388.50	19,518,860.00

Security Type Sub-Total **248,000,000.00** **248,240,260.00** **1.61** **1,262,606.99** **248,022,450.24** **243,810,859.00**

Repurchase Agreement											
CANTOR FITZGERALD REPO AGRMT DTD 02/28/2023 4.520% 03/01/2023	RE1364950	100,000,000.00	NA	NA	02/28/23	02/28/23	100,000,000.00	4.52	12,555.56	100,000,000.00	99,999,888.80

Security Type Sub-Total **100,000,000.00** **100,000,000.00** **4.52** **12,555.56** **100,000,000.00** **99,999,888.80**

NOW Account											
BANK OF THE WEST MONEY MARKET FUND	BKOFWEST7	1,000,000.00	NR	NR	03/28/22	03/28/22	1,000,000.00	2.45	0.00	1,000,000.00	1,000,000.00

Security Type Sub-Total **1,000,000.00** **1,000,000.00** **2.45** **0.00** **1,000,000.00** **1,000,000.00**

Money Market Mutual Fund											
NORTHERN TRUST INST GOVT SELECT 848	665278701	1,000,000.00	AAAm	NR	02/28/22	02/28/22	1,000,000.00	4.39	0.00	1,000,000.00	1,000,000.00
MORGAN STANLEY LIQ GOVT-INST FUND	61747C707	1,000,000.00	NR	NR	06/24/22	06/24/22	1,000,000.00	4.43	0.00	1,000,000.00	1,000,000.00
FEDERATED GOVT OBLIGATIONS FUND	608919718	60,000,000.00	AAAm	NR	02/28/23	02/28/23	60,000,000.00	4.40	0.00	60,000,000.00	60,000,000.00
FIDELITY GOV'T MM FUND 2642	31607A703	358,000,000.00	AAA	AAA	02/28/23	02/28/23	358,000,000.00	4.46	0.00	358,000,000.00	358,000,000.00

Security Type Sub-Total **420,000,000.00** **420,000,000.00** **4.45** **0.00** **420,000,000.00** **420,000,000.00**

Joint Powers Authority											
INVESTMENT TRUST OF CALIFORNIA	CALTRUST3	10,000,000.00	AAAm	NR	08/26/21	08/26/21	10,000,000.00	4.55	0.00	10,000,000.00	10,000,000.00
CALIFORNIA ASSET MANAGEMENT PROGRAM	CAMPFM025	30,000,000.00	AAAm	NR	11/01/22	11/01/22	30,000,000.00	4.75	0.00	30,000,000.00	30,000,000.00
CALIFORNIA ASSET MANAGEMENT PROGRAM	CAMPFM025	39,000,000.00	AAAm	NR	02/27/23	02/27/23	39,000,000.00	4.75	0.00	39,000,000.00	39,000,000.00

Managed Account Detail of Securities Held

For the Month Ending **February 28, 2023**

SAN BERNARDINO COUNTY - 76990800

Security Type/Description	CUSIP	Par	S&P Rating	Moody's Rating	Trade Date	Settle Date	Original Cost	YTM at Cost	Accrued Interest	Amortized Cost	Market Value
Joint Powers Authority											
CALIFORNIA ASSET MANAGEMENT PROGRAM	CAMPMF025	40,000,000.00	AAAm	NR	12/27/22	12/27/22	40,000,000.00	4.75	0.00	40,000,000.00	40,000,000.00
CALIFORNIA ASSET MANAGEMENT PROGRAM	CAMPMF025	76,000,000.00	AAAm	NR	07/15/22	07/15/22	76,000,000.00	4.75	0.00	76,000,000.00	76,000,000.00
CALIFORNIA ASSET MANAGEMENT PROGRAM	CAMPMF025	99,000,000.00	AAAm	NR	02/27/23	02/27/23	99,000,000.00	4.75	0.00	99,000,000.00	99,000,000.00
CALIFORNIA ASSET MANAGEMENT PROGRAM	CAMPMF025	120,000,000.00	AAAm	NR	12/08/22	12/08/22	120,000,000.00	4.75	0.00	120,000,000.00	120,000,000.00
CALIFORNIA ASSET MANAGEMENT PROGRAM	CAMPMF025	150,000,000.00	AAAm	NR	07/18/22	07/18/22	150,000,000.00	4.75	0.00	150,000,000.00	150,000,000.00
Security Type Sub-Total		564,000,000.00					564,000,000.00	4.75	0.00	564,000,000.00	564,000,000.00
Federally Insured Cash Account											
STONECASTLE FICA	FICAMF003	25,000,000.00	NR	NR	08/30/19	08/30/19	25,000,000.00	4.40	0.00	25,000,000.00	25,000,000.00
Security Type Sub-Total		25,000,000.00					25,000,000.00	4.40	0.00	25,000,000.00	25,000,000.00
Federal Agency Discount Note											
FED HOME LN DISCOUNT NT DISC NOTES DTD 04/20/2022 0.000% 04/20/2023	313384EP0	100,000,000.00	A-1+	P-1	12/27/22	12/28/22	98,584,361.11	4.57	0.00	99,373,611.11	99,325,990.30
FED HOME LN DISCOUNT NT DISC NOTES DTD 05/19/2022 0.000% 05/19/2023	313384FU8	75,000,000.00	A-1+	P-1	01/03/23	01/04/23	73,710,468.75	4.67	0.00	74,245,385.42	74,198,654.48
FED HOME LN DISCOUNT NT DISC NOTES DTD 06/02/2022 0.000% 06/02/2023	313384GJ2	50,000,000.00	A-1+	P-1	01/03/23	01/04/23	49,043,916.67	4.71	0.00	49,403,250.00	49,330,205.40
FED FARM CRD DISCOUNT NT DISC NOTES DTD 12/29/2022 0.000% 09/01/2023	313312LD0	75,000,000.00	A-1+	P-1	12/28/22	12/29/22	72,622,000.00	4.79	0.00	73,221,333.33	73,033,373.48
Security Type Sub-Total		300,000,000.00					293,960,746.53	4.67	0.00	296,243,579.86	295,888,223.66
Federal Agency Commercial Mortgage-Backed Security											

Managed Account Detail of Securities Held

For the Month Ending **February 28, 2023**

SAN BERNARDINO COUNTY - 76990800

Security Type/Description	Dated Date/Coupon/Maturity	CUSIP	Par	S&P Rating	Moody's Rating	Trade Date	Settle Date	Original Cost	YTM at Cost	Accrued Interest	Amortized Cost	Market Value
Federal Agency Commercial Mortgage-Backed Security												
FHMS K033 A2 DTD 10/01/2013 3.060% 07/01/2023		3137B4WB8	2,793,675.00	AA+	Aaa	12/01/20	12/04/20	2,971,990.04	0.56	7,123.87	2,816,842.66	2,770,895.74
FHMS K034 A2 DTD 11/01/2013 3.531% 07/01/2023		3137B5JM6	23,841,755.75	AA+	Aaa	05/17/22	05/20/22	24,061,546.93	2.69	70,154.37	24,061,546.93	23,662,092.15
FHLMC MULTIFAMILY STRUCTURED P DTD 11/01/2016 2.454% 08/01/2023		3137BSPW7	22,856,598.16	AA+	Aaa	07/29/22	07/29/22	22,804,813.68	2.68	46,741.74	22,835,068.20	22,593,186.61
FHLMC SERIES K037 A2 DTD 03/01/2014 3.490% 01/01/2024		3137B7YY9	59,843,000.00	AA+	Aaa	04/27/22	05/02/22	60,530,259.45	2.78	174,043.39	60,188,322.48	58,952,458.96
FHMS K039 A2 DTD 09/01/2014 3.303% 07/01/2024		3137BDCW4	25,000,000.00	AA+	Aaa	07/19/22	07/22/22	24,858,398.44	3.61	68,812.50	24,902,673.86	24,385,303.50
FHMS KMP1 A2 DTD 09/01/2017 2.982% 08/01/2024		3137FATE8	50,000,000.00	AA+	Aaa	02/24/21	03/01/21	54,023,437.50	0.60	124,250.00	51,671,868.74	48,575,490.00
FHMS K729 A2 DTD 12/01/2017 3.136% 10/01/2024		3137FCM43	16,500,000.00	AA+	Aaa	01/27/21	01/29/21	17,969,531.25	0.68	43,120.00	17,135,591.44	16,046,803.58
FHMS K042 A2 DTD 01/28/2015 2.670% 12/01/2024		3137BFXT3	65,470,000.00	AA+	Aaa	06/23/22	06/28/22	64,406,112.50	3.37	145,670.75	64,406,112.50	62,785,324.74
FHMS K045 A2 DTD 05/01/2015 3.023% 01/01/2025		3137BHXJ1	22,736,960.50	AA+	Aaa	12/14/20	12/17/20	24,979,570.85	0.55	57,278.19	23,757,986.35	21,875,775.16
FHMS K046 A2 DTD 06/17/2015 3.205% 03/01/2025		3137BJP64	50,000,000.00	AA+	Aaa	10/11/22	10/14/22	48,373,046.88	4.65	133,541.67	48,373,046.88	48,147,368.50
FHMS K732 AM DTD 06/28/2018 3.700% 05/01/2025		3137FG7G4	25,000,000.00	AA+	Aaa	03/02/22	03/07/22	26,244,140.63	2.07	77,083.33	25,856,089.82	24,221,589.75
FHMS K047 A2 DTD 07/30/2015 3.329% 05/01/2025		3137BKRJ1	75,000,000.00	AA+	Aaa	05/26/22	06/01/22	75,708,984.38	2.99	208,062.50	75,708,984.38	72,300,207.00
FHMS KJ32 A1 DTD 11/01/2020 0.516% 06/01/2025		3137F72U8	481,136.28	AA+	Aaa	11/19/20	11/30/20	481,134.34	0.52	206.89	481,135.31	462,667.15
FHLMC SERIES K049 A2 DTD 10/01/2015 3.010% 07/01/2025		3137BLMZ8	10,000,000.00	AA+	Aaa	04/27/22	05/02/22	10,024,218.75	2.93	25,083.33	10,017,870.76	9,557,825.20

Managed Account Detail of Securities Held

For the Month Ending **February 28, 2023**

SAN BERNARDINO COUNTY - 76990800

Security Type/Description	Dated Date/Coupon/Maturity	CUSIP	Par	S&P Rating	Moody's Rating	Trade Date	Settle Date	Original Cost	YTM at Cost	Accrued Interest	Amortized Cost	Market Value
Federal Agency Commercial Mortgage-Backed Security												
FHMS K733 A2 DTD 11/09/2018 3.750% 08/01/2025		3137FJX07	3,330,000.00	AA+	Aaa	10/28/21	11/02/21	3,615,001.17	1.40	10,406.25	3,514,167.42	3,233,655.14
FHMS K050 A2 DTD 11/01/2015 3.334% 08/01/2025		3137BLW95	30,000,000.00	AA+	Aaa	03/17/22	03/21/22	30,856,640.63	2.45	83,350.00	30,616,167.87	28,857,329.40
FHMS K052 A1 DTD 12/01/2015 3.308% 09/01/2025		3137BM7C4	50,000,000.00	AA+	Aaa	05/16/22	05/19/22	50,433,593.75	3.03	137,833.33	50,330,339.95	48,028,005.50
FHMS K726 A1 DTD 06/01/2017 2.700% 10/01/2025		3137BYLE8	25,000,000.00	AA+	Aaa	04/27/21	04/30/21	26,863,281.25	0.98	56,250.00	26,090,279.12	23,621,332.25
FHMS KJ23 A1 DTD 01/29/2019 3.683% 10/01/2025		3137FKSQ0	60,000,000.00	AA+	Aaa	06/10/21	06/15/21	65,231,250.00	1.58	184,150.00	63,150,752.87	58,127,338.20
FRESB 2021-SB82 A5 DTD 01/01/2021 0.670% 11/01/2025		30318CAA5	1,152,334.59	AA+	Aaa	01/13/21	01/22/21	1,157,985.64	0.57	643.39	1,155,497.10	1,152,334.59
FRESB 2021-SB82 A5 DTD 01/01/2021 0.670% 11/01/2025		30318CAA5	2,688,780.79	AA+	Aaa	01/13/21	01/22/21	2,701,966.59	0.57	1,501.23	2,696,160.00	2,688,780.79
FRESB 2021-SB83 DTD 02/01/2021 0.670% 01/01/2026		30318NAA1	3,458,458.08	AA+	Aaa	02/10/21	02/19/21	3,474,698.99	0.57	1,930.97	3,467,935.75	3,458,458.08
FHMS K055 A2 DTD 06/22/2016 2.673% 03/01/2026		3137BPW21	83,500,000.00	AA+	Aaa	06/23/22	06/28/22	81,239,628.91	3.46	185,996.25	81,239,628.91	78,473,026.96
FHMS KJ34 A1 DTD 07/01/2021 0.681% 06/01/2026		3137H1LS3	4,136,009.08	AA+	Aaa	07/20/21	07/29/21	4,135,959.45	0.68	2,347.19	4,135,975.73	3,775,221.08
FHMS K736 A2 DTD 09/01/2019 2.282% 07/01/2026		3137FNWX4	15,000,000.00	AA+	Aaa	12/08/21	12/13/21	15,558,984.38	1.44	28,525.00	15,409,899.44	13,894,182.45
FHMS KJ21 A2 DTD 09/01/2018 3.700% 09/01/2026		3137FHGE7	10,387,687.37	AA+	Aaa	12/01/22	12/06/22	10,178,310.55	4.28	32,028.70	10,191,348.67	10,048,244.24
FHMS K729 A2 DTD 01/01/2020 2.525% 10/01/2026		3137FOXJ7	8,250,000.00	AA+	Aaa	06/28/21	06/30/21	8,815,898.44	1.18	17,359.38	8,636,308.99	7,656,548.79
FHMS KJ36 A1 DTD 12/01/2021 1.298% 12/01/2026		3137H4RZ5	1,720,992.69	AA+	Aaa	12/07/21	12/16/21	1,720,985.81	1.30	1,861.54	1,720,987.48	1,560,590.37

Managed Account Detail of Securities Held

For the Month Ending **February 28, 2023**

SAN BERNARDINO COUNTY - 76990800

Security Type/Description Dated Date/Coupon/Maturity	CUSIP	Par	S&P Rating	Moody's Rating	Trade Date	Settle Date	Original Cost	YTM at Cost	Accrued Interest	Amortized Cost	Market Value
Federal Agency Commercial Mortgage-Backed Security											
FHMS K062 A2 DTD 02/01/2017 3.413% 12/01/2026	3137BUX60	10,000,000.00	AA+	Aaa	01/20/22	01/25/22	10,750,000.00	1.80	28,441.67	10,580,604.18	9,541,878.70
FHMS K062 A2 DTD 02/01/2017 3.413% 12/01/2026	3137BUX60	18,867,855.00	AA+	Aaa	01/20/22	01/25/22	20,306,528.94	1.77	53,663.32	19,981,588.47	18,003,478.37
FRESB 2022-SB97 DTD 04/01/2022 1.780% 02/01/2027	30311SAA7	21,822,145.40	AA+	Aaa	04/13/22	04/22/22	20,957,290.14	2.66	32,369.52	21,112,330.06	19,653,030.69
FHMS KJ39 A1 DTD 04/01/2022 2.750% 04/01/2027	3137H73W1	38,302,288.08	AA+	Aaa	04/13/22	04/21/22	38,295,968.19	2.75	87,776.08	38,297,067.00	36,200,370.74
FHLMC MULTIFAMILY STRUCTURED P DTD 07/01/2017 3.243% 04/01/2027	3137F1G44	50,000,000.00	AA+	Aaa	04/19/22	04/22/22	50,287,109.38	3.12	135,125.00	50,237,322.55	47,324,102.00
FRESB 2022-SB103 A5F DTD 10/01/2022 2.080% 06/01/2027	30329MAA0	8,482,754.50	AA+	Aaa	10/19/22	10/28/22	7,599,589.47	4.60	14,703.44	7,664,892.07	7,651,570.95
FHLMC MULTIFAMILY STRUCTURED P DTD 08/01/2017 3.117% 06/01/2027	3137F2LJ3	36,557,817.00	AA+	Aaa	02/15/22	02/18/22	38,105,812.06	2.27	94,958.93	37,804,077.41	34,408,170.93
FHMS K068 A2 DTD 10/27/2017 3.244% 08/01/2027	3137FBBX3	81,306,000.00	AA+	Aaa	06/29/22	06/30/22	79,984,777.50	3.59	219,797.22	79,984,777.50	76,804,194.92
FHMS K739 A2 DTD 11/01/2020 1.336% 09/01/2027	3137F64P9	12,000,000.00	AA+	Aaa	10/04/22	10/07/22	10,481,250.00	4.20	13,360.00	10,604,277.23	10,479,275.88
FHMS K740 A2 DTD 11/01/2020 1.470% 09/01/2027	3137F72B0	22,000,000.00	AA+	Aaa	10/04/22	10/07/22	19,243,125.00	4.31	26,950.00	19,466,447.28	19,214,697.26
FRESB 2022-SB104 A5F DTD 11/01/2022 2.600% 09/01/2027	30329OAA1	25,942,902.70	AA+	Aaa	11/08/22	11/18/22	23,681,667.41	4.63	56,209.62	23,814,909.54	23,666,955.19
FHMS KGX1 AFX DTD 12/01/2017 3.000% 10/01/2027	3137FCKD5	70,500,000.00	AA+	Aaa	01/04/23	01/09/23	66,468,281.25	4.34	176,250.00	66,587,410.83	65,967,797.52
Security Type Sub-Total		1,143,929,150.97					1,149,582,770.52	2.85	2,864,960.56	1,140,704,293.73	1,089,827,559.03
Federal Agency Bond / Note											
FEDERAL HOME LOAN BANKS NOTES DTD 03/01/2018 2.750% 03/10/2023	3130ADRG9	10,000,000.00	AA+	Aaa	01/07/19	01/09/19	10,042,680.00	2.64	130,625.00	10,000,252.54	9,994,600.00

Managed Account Detail of Securities Held

For the Month Ending **February 28, 2023**

SAN BERNARDINO COUNTY - 76990800

Security Type/Description	CUSIP	Par	S&P Rating	Moody's Rating	Trade Date	Settle Date	Original Cost	YTM at Cost	Accrued Interest	Amortized Cost	Market Value
Federal Agency Bond / Note											
FREDDIE MAC NOTES DTD 04/20/2020 0.375% 04/20/2023	3137EAEQ8	50,000,000.00	AA+	Aaa	04/17/20	04/20/20	49,875,000.00	0.46	68,229.17	49,994,292.24	49,691,550.00
FREDDIE MAC NOTES DTD 05/07/2020 0.375% 05/05/2023	3137EAER6	100,000,000.00	AA+	Aaa	05/05/20	05/07/20	99,958,000.00	0.39	120,833.33	99,997,502.29	99,192,100.00
FFCB NOTES DTD 05/10/2021 0.125% 05/10/2023	3133EMYX4	56,000,000.00	AA+	Aaa	05/05/21	05/10/21	55,928,320.00	0.19	21,583.33	55,993,126.58	55,486,424.00
FANNIE MAE NOTES DTD 05/22/2020 0.250% 05/22/2023	3135G04Q3	100,000,000.00	AA+	Aaa	05/20/20	05/22/20	99,699,000.00	0.35	68,750.00	99,977,459.36	98,943,800.00
FEDERAL HOME LOAN BANKS NOTES DTD 01/06/2023 4.730% 06/01/2023	3130AUGQ1	50,000,000.00	AA+	Aaa	01/04/23	01/06/23	50,000,000.00	4.73	361,319.44	50,000,000.00	49,960,550.00
FFCB FLOATING NOTES DTD 06/09/2020 4.870% 06/09/2023	3133ELH72	45,000,000.00	AA+	Aaa	06/03/20	06/09/20	45,000,000.00	0.39	477,562.46	45,000,000.00	45,047,520.00
FREDDIE MAC NOTES DTD 06/26/2020 0.250% 06/26/2023	3137EAES4	23,000,000.00	AA+	Aaa	06/24/20	06/26/20	22,932,840.00	0.35	10,381.94	22,992,824.00	22,652,516.00
FEDERAL HOME LOAN BANKS NOTES DTD 12/16/2022 4.730% 07/03/2023	3130AUBJ2	50,000,000.00	AA+	Aaa	12/15/22	12/16/22	50,000,000.00	4.73	381,027.78	50,000,000.00	49,931,650.00
FEDERAL HOME LOAN BANK NOTES DTD 12/12/2022 4.800% 07/03/2023	3130AU6Y5	75,000,000.00	AA+	Aaa	12/08/22	12/12/22	75,000,000.00	4.81	580,000.00	75,000,000.00	74,914,800.00
FEDERAL HOME LOAN BANKS NOTES DTD 12/07/2022 4.800% 07/03/2023	3130AU4Z4	150,000,000.00	AA+	Aaa	12/05/22	12/07/22	150,000,000.00	4.81	1,160,000.00	150,000,000.00	149,829,600.00
FANNIE MAE NOTES DTD 07/10/2020 0.250% 07/10/2023	3135G05G4	50,000,000.00	AA+	Aaa	07/08/20	07/10/20	49,892,500.00	0.32	17,708.33	49,987,139.27	49,146,050.00
FEDERAL HOME LOAN BANKS NOTES DTD 12/07/2022 4.860% 08/01/2023	3130AU4C5	100,000,000.00	AA+	Aaa	12/02/22	12/07/22	100,000,000.00	4.87	405,000.00	100,000,000.00	99,888,900.00
FEDERAL HOME LOAN BANKS NOTES DTD 12/19/2022 4.780% 08/01/2023	3130AUBU7	100,000,000.00	AA+	Aaa	12/15/22	12/19/22	100,000,000.00	4.79	398,333.33	100,000,000.00	99,856,400.00
FEDERAL HOME LOAN BANKS NOTES DTD 12/27/2022 4.820% 08/01/2023	3130AUD27	100,000,000.00	AA+	Aaa	12/20/22	12/27/22	100,000,000.00	4.83	401,666.67	100,000,000.00	99,872,700.00

Managed Account Detail of Securities Held

For the Month Ending **February 28, 2023**

SAN BERNARDINO COUNTY - 76990800

Security Type/Description Dated Date/Coupon/Maturity	CUSIP	Par	S&P Rating	Moody's Rating	Trade Date	Settle Date	Original Cost	YTM at Cost	Accrued Interest	Amortized Cost	Market Value
Federal Agency Bond / Note											
FEDERAL FARM CREDIT BANKS NOTES DTD 08/14/2019 1.600% 08/14/2023	3133EKZK5	10,000,000.00	AA+	Aaa	08/28/19	08/29/19	10,047,100.00	1.48	7,555.56	10,005,407.05	9,843,990.00
FREDDIE MAC NOTES DTD 08/21/2020 0.250% 08/24/2023	3137EAEV7	45,000,000.00	AA+	Aaa	08/19/20	08/21/20	44,954,100.00	0.28	2,187.50	44,992,642.62	43,969,725.00
FEDERAL HOME LOAN BANK NOTES DTD 09/10/2021 0.125% 08/28/2023	3130ANYM6	50,000,000.00	AA+	Aaa	09/09/21	09/10/21	49,894,000.00	0.23	175.56	49,973,389.12	48,799,850.00
FEDERAL HOME LOAN BANKS NOTES DTD 12/01/2022 4.860% 09/01/2023	3130AU2L7	100,000,000.00	AA+	Aaa	11/29/22	12/01/22	100,000,000.00	4.87	1,215,000.00	100,000,000.00	99,862,700.00
FREDDIE MAC NOTES DTD 09/04/2020 0.250% 09/08/2023	3137EAEW5	32,000,000.00	AA+	Aaa	09/03/20	09/04/20	31,989,440.00	0.26	38,444.44	31,998,164.73	31,207,648.00
FREDDIE MAC NOTES DTD 10/16/2020 0.125% 10/16/2023	3137EAEY1	64,000,000.00	AA+	Aaa	10/14/20	10/16/20	63,761,280.00	0.25	30,000.00	63,950,075.91	62,042,176.00
FREDDIE MAC NOTES DTD 11/05/2020 0.250% 11/06/2023	3137EAEZ8	75,000,000.00	AA+	Aaa	11/03/20	11/05/20	74,932,500.00	0.28	59,895.83	74,984,603.10	72,557,400.00
FEDERAL HOME LOAN BANK NOTES DTD 11/12/2021 0.500% 11/09/2023	3130APU29	35,000,000.00	AA+	Aaa	11/10/21	11/12/21	34,983,900.00	0.52	54,444.44	34,994,397.11	33,904,745.00
FANNIE MAE NOTES DTD 11/25/2020 0.250% 11/27/2023	3135G06H1	50,000,000.00	AA+	Aaa	11/23/20	11/25/20	49,943,000.00	0.29	32,638.89	49,985,918.87	48,234,650.00
FREDDIE MAC NOTES DTD 12/04/2020 0.250% 12/04/2023	3137EAFA2	62,000,000.00	AA+	Aaa	12/02/20	12/04/20	61,938,620.00	0.28	37,458.33	61,984,416.77	59,741,526.00
FANNIE MAE NOTES DTD 02/08/2019 2.500% 02/05/2024	3135G0V34	100,000,000.00	AA+	Aaa	02/07/19	02/08/19	99,628,000.00	2.58	180,555.56	99,930,415.80	97,547,100.00
FHLB BONDS DTD 02/15/2019 2.500% 02/13/2024	3130AFW94	50,000,000.00	AA+	Aaa	02/14/19	02/15/19	49,823,000.00	2.58	62,500.00	49,966,133.22	48,745,200.00
FEDERAL HOME LOAN BANK NOTES DTD 03/25/2022 2.125% 02/28/2024	3130ARHG9	30,000,000.00	AA+	Aaa	03/24/22	03/25/22	29,965,800.00	2.19	1,770.83	29,982,342.13	29,111,520.00
FEDERAL HOME LOAN BANKS NOTES DTD 02/12/2014 3.250% 03/08/2024	3130A0XE5	50,000,000.00	AA+	Aaa	09/26/22	09/27/22	49,164,800.00	4.45	780,902.78	49,409,981.82	49,019,000.00

Managed Account Detail of Securities Held

For the Month Ending **February 28, 2023**

SAN BERNARDINO COUNTY - 76990800

Security Type/Description	CUSIP	Par	S&P Rating	Moody's Rating	Trade Date	Settle Date	Original Cost	YTM at Cost	Accrued Interest	Amortized Cost	Market Value
Federal Agency Bond / Note											
FHLMC (CALLABLE) NOTES DTD 04/29/2020 0.570% 04/29/2024	3134GVPP7	25,000,000.00	AA+	Aaa	04/27/20	04/29/20	25,000,000.00	0.57	48,291.67	25,000,000.00	23,700,825.00
FEDERAL FARM CREDIT BANK NOTES DTD 05/16/2022 2.625% 05/16/2024	3133ENWP1	40,000,000.00	AA+	Aaa	05/10/22	05/16/22	39,946,000.00	2.69	306,250.00	39,967,348.84	38,797,560.00
FHLMC (CALLABLE) NOTES DTD 05/20/2020 0.510% 05/20/2024	3134GVUY2	25,000,000.00	AA+	Aaa	05/12/20	05/20/20	25,000,000.00	0.51	35,770.83	25,000,000.00	23,625,700.00
FHLMC (CALLABLE) NOTES DTD 05/20/2020 0.500% 05/20/2024	3134GVXC7	25,000,000.00	AA+	Aaa	05/18/20	05/20/20	25,000,000.00	0.50	35,069.44	25,000,000.00	23,622,775.00
FEDERAL HOME LOAN BANK NOTES DTD 11/07/2022 4.875% 06/14/2024	3130ATVC8	50,000,000.00	AA+	Aaa	11/29/22	11/30/22	50,064,000.00	4.78	771,875.00	50,053,637.01	49,786,200.00
FEDERAL HOME LOAN BANK NOTES DTD 06/10/2022 2.750% 06/28/2024	3130ASDS5	50,000,000.00	AA+	Aaa	06/09/22	06/10/22	49,884,000.00	2.87	240,625.00	49,924,886.52	48,448,350.00
FANNIE MAE NOTES DTD 07/08/2019 1.750% 07/02/2024	3135GOV75	25,000,000.00	AA+	Aaa	07/08/19	07/09/19	24,781,000.00	1.94	71,701.39	24,941,158.79	23,905,850.00
FEDERAL HOME LOAN BANK NOTES DTD 07/08/2022 3.000% 07/08/2024	3130ASME6	25,000,000.00	AA+	Aaa	07/06/22	07/08/22	24,951,500.00	3.10	110,416.67	24,967,158.00	24,295,550.00
FEDERAL HOME LOAN BANK NOTES DTD 08/15/2014 2.875% 09/13/2024	3130A2UW4	25,000,000.00	AA+	Aaa	09/23/19	09/24/19	26,450,750.00	1.65	335,416.67	25,448,965.58	24,199,675.00
FEDERAL HOME LOAN BANK NOTES DTD 08/15/2014 2.875% 09/13/2024	3130A2UW4	25,000,000.00	AA+	Aaa	09/25/19	09/26/19	26,433,325.00	1.67	335,416.67	25,444,062.10	24,199,675.00
FEDERAL FARM CREDIT BANK NOTES DTD 09/26/2022 4.250% 09/26/2024	3133ENP79	50,000,000.00	AA+	Aaa	09/22/22	09/26/22	49,996,000.00	4.25	914,930.56	49,996,853.63	49,409,050.00
FEDERAL HOME LOAN BANK NOTES DTD 10/28/2022 4.500% 10/03/2024	3130ATT31	75,000,000.00	AA+	Aaa	10/27/22	10/28/22	74,918,250.00	4.56	1,153,125.00	74,932,608.36	74,408,775.00
FANNIE MAE NOTES DTD 10/18/2019 1.625% 10/15/2024	3135GOW66	25,000,000.00	AA+	Aaa	10/17/19	10/18/19	24,957,250.00	1.66	153,472.22	24,986,078.13	23,692,700.00
FEDERAL FARM CREDIT BANK NOTES DTD 11/18/2022 4.500% 11/18/2024	3133ENZ94	50,000,000.00	AA+	Aaa	11/16/22	11/16/22	49,947,000.00	4.56	643,750.00	49,954,592.09	49,565,850.00

Managed Account Detail of Securities Held

For the Month Ending February 28, 2023

SAN BERNARDINO COUNTY - 76990800

Security Type/Description Dated Date/Coupon/Maturity	CUSIP	Par	S&P Rating	Moody's Rating	Trade Date	Settle Date	Original Cost	YTM at Cost	Accrued Interest	Amortized Cost	Market Value
Federal Agency Bond / Note											
FFCB NOTES DTD 11/18/2021 0.875% 11/18/2024	3133ENEJ5	75,000,000.00	AA+	Aaa	11/15/21	11/18/21	74,913,750.00	0.91	187,760.42	74,950,579.38	70,011,675.00
FEDERAL HOME LOAN BANK NOTES DTD 11/06/2014 2.750% 12/13/2024	3130A3GE8	10,000,000.00	AA+	Aaa	12/04/19	12/05/19	10,515,630.00	1.68	59,583.33	10,183,491.22	9,628,350.00
FEDERAL HOME LOAN BANK NOTES DTD 11/06/2014 2.750% 12/13/2024	3130A3GE8	25,000,000.00	AA+	Aaa	12/03/19	12/05/19	26,384,500.00	1.60	148,958.33	25,492,685.83	24,070,875.00
FEDERAL HOME LOAN BANK NOTES DTD 11/06/2014 2.750% 12/13/2024	3130A3GE8	25,000,000.00	AA+	Aaa	12/04/19	12/05/19	26,287,500.00	1.68	148,958.33	25,458,167.57	24,070,875.00
FEDERAL HOME LOAN BANK NOTES DTD 12/22/2021 1.000% 12/20/2024	3130AOF40	25,000,000.00	AA+	Aaa	07/20/22	07/21/22	23,641,500.00	3.36	49,305.56	23,984,586.64	23,328,350.00
FEDERAL HOME LOAN BANK NOTES DTD 12/22/2021 1.000% 12/20/2024	3130AOF40	25,000,000.00	AA+	Aaa	07/20/22	07/21/22	23,665,000.00	3.32	49,305.56	24,002,151.76	23,328,350.00
FFCB NOTES DTD 01/11/2022 1.125% 01/06/2025	3133ENKS8	38,000,000.00	AA+	Aaa	01/06/22	01/11/22	37,914,500.00	1.20	65,312.50	37,946,944.55	35,494,812.00
FANNIE MAE NOTES DTD 01/10/2020 1.625% 01/07/2025	3135G0X24	75,000,000.00	AA+	Aaa	01/08/20	01/10/20	74,760,750.00	1.69	182,812.50	74,911,068.26	70,703,625.00
FREDDIE MAC NOTES DTD 02/14/2020 1.500% 02/12/2025	3137EAEP0	50,000,000.00	AA+	Aaa	02/13/20	02/14/20	49,961,500.00	1.52	39,583.33	49,984,937.53	46,904,550.00
FEDERAL FARM CREDIT BANK NOTES DTD 02/15/2022 1.750% 02/14/2025	3133ENPG9	30,000,000.00	AA+	Aaa	02/10/22	02/15/22	29,919,900.00	1.84	24,791.67	29,947,624.11	28,275,780.00
FEDERAL HOME LOAN BANKS NOTES DTD 02/17/2015 2.375% 03/14/2025	3130A4CH3	25,840,000.00	AA+	Aaa	12/05/19	12/06/19	26,658,094.40	1.74	284,688.61	26,156,188.17	24,608,827.36
FANNIE MAE NOTES DTD 04/24/2020 0.625% 04/22/2025	3135G03U5	50,000,000.00	AA+	Aaa	04/22/20	04/24/20	49,897,000.00	0.67	111,979.17	49,955,784.54	45,760,050.00
FHLMC (CALLABLE) NOTES DTD 05/06/2020 0.700% 05/06/2025	3134GVPR3	25,000,000.00	AA+	Aaa	04/27/20	05/06/20	25,000,000.00	0.70	55,902.78	25,000,000.00	22,906,050.00
FANNIE MAE NOTES DTD 06/19/2020 0.500% 06/17/2025	3135G04Z3	50,000,000.00	AA+	Aaa	06/17/20	06/19/20	49,896,500.00	0.54	51,388.89	49,952,392.27	45,410,550.00

Managed Account Detail of Securities Held

For the Month Ending **February 28, 2023**

SAN BERNARDINO COUNTY - 76990800

Security Type/Description Dated Date/Coupon/Maturity	CUSIP	Par	S&P Rating	Moody's Rating	Trade Date	Settle Date	Original Cost	YTM at Cost	Accrued Interest	Amortized Cost	Market Value
Federal Agency Bond / Note											
FREDDIE MAC NOTES DTD 07/23/2020 0.375% 07/21/2025	3137EAEU9	45,000,000.00	AA+	Aaa	07/21/20	07/23/20	44,775,900.00	0.48	18,750.00	44,892,741.61	40,611,735.00
FANNIE MAE NOTES DTD 08/27/2020 0.375% 08/25/2025	3135G05X7	50,000,000.00	AA+	Aaa	08/25/20	08/27/20	49,766,000.00	0.47	3,125.00	49,883,513.16	44,975,150.00
FREDDIE MAC (CALLABLE) NOTES DTD 09/02/2020 0.550% 09/02/2025	3134GWA22	19,900,000.00	AA+	Aaa	09/02/20	09/03/20	19,900,000.00	0.55	54,420.97	19,900,000.00	17,979,789.30
FEDERAL HOME LOAN BANK NOTES DTD 09/11/2020 0.375% 09/04/2025	3130AK5E2	14,000,000.00	AA+	Aaa	09/10/20	09/11/20	13,958,000.00	0.44	25,812.50	13,978,803.74	12,601,204.00
FREDDIE MAC NOTES DTD 09/25/2020 0.375% 09/23/2025	3137EAEX3	20,000,000.00	AA+	Aaa	09/23/20	09/25/20	19,939,800.00	0.44	32,916.67	19,969,074.89	17,957,580.00
FANNIE MAE NOTES DTD 11/12/2020 0.500% 11/07/2025	3135G06G3	45,000,000.00	AA+	Aaa	11/09/20	11/12/20	44,838,900.00	0.57	71,250.00	44,913,124.55	40,387,410.00
FEDERAL HOME LOAN BANK NOTES (CALLABLE) DTD 02/24/2021 0.750% 02/24/2026	3130ALCV4	58,700,000.00	AA+	Aaa	01/25/23	01/26/23	53,019,014.00	4.13	8,560.42	53,190,706.02	52,140,568.50
FEDERAL HOME LOAN BANK NOTES (CALLABLE) DTD 10/26/2021 1.250% 10/26/2026	3130APJ55	34,770,000.00	AA+	Aaa	02/06/23	02/07/23	31,226,937.00	4.24	150,911.46	31,284,377.96	30,808,480.05
FEDERAL HOME LOAN BANK NOTES (CALLABLE) DTD 10/26/2021 1.250% 10/26/2026	3130APJ55	48,940,000.00	AA+	Aaa	01/23/23	01/24/23	44,101,057.50	4.12	212,413.19	44,228,119.45	43,364,021.10
FEDERAL HOME LOAN BANK NOTES (CALLABLE) DTD 11/23/2021 1.500% 11/23/2026	3130APVJ1	50,000,000.00	AA+	Aaa	02/13/23	02/14/23	45,055,000.00	4.37	204,166.67	45,108,828.01	44,666,250.00
FANNIE MAE NOTES (CALLABLE) DTD 12/18/2020 0.875% 12/18/2026	3135G06L2	44,500,000.00	AA+	Aaa	12/08/22	12/09/22	39,102,150.00	4.18	78,956.60	39,403,254.56	38,662,712.50
FEDERAL HOME LOAN BANK NOTES DTD 12/22/2021 1.250% 12/21/2026	3130AQF65	50,000,000.00	AA+	Aaa	11/30/22	12/01/22	44,534,000.00	4.21	121,527.78	44,866,167.45	44,528,450.00

Managed Account Detail of Securities Held

For the Month Ending **February 28, 2023**

SAN BERNARDINO COUNTY - 76990800

Security Type/Description Dated Date/Coupon/Maturity	CUSIP	Par	S&P Rating	Moody's Rating	Trade Date	Settle Date	Original Cost	YTM at Cost	Accrued Interest	Amortized Cost	Market Value
Federal Agency Bond / Note											
FEDERAL HOME LOAN BANK NOTES (CALLABLE) DTD 02/26/2021 1.000% 02/26/2027	3130ALDA9	22,500,000.00	AA+	Aaa	01/31/23	02/01/23	19,931,625.00	4.07	3,125.00	19,980,019.68	19,567,395.00
FEDERAL HOME LOAN BANK NOTES (CALLABLE) DTD 02/26/2021 1.115% 02/26/2027	3130ALGL2	25,000,000.00	AA+	Aaa	01/24/23	01/25/23	22,305,500.00	4.00	3,871.53	22,368,666.44	21,843,025.00
FHLB NOTES (CALLABLE) DTD 02/26/2021 0.920% 02/26/2027	3130ALCE2	25,000,000.00	AA+	Aaa	02/03/23	02/06/23	22,095,000.00	4.06	3,194.44	22,140,114.79	21,670,550.00
FEDERAL HOME LOAN BANK NOTES (CALLABLE) DTD 02/26/2021 1.115% 02/26/2027	3130ALGL2	25,510,000.00	AA+	Aaa	01/31/23	02/01/23	22,673,288.00	4.11	3,950.50	22,726,738.83	22,288,622.71
FHLB NOTES (CALLABLE) DTD 02/26/2021 0.900% 02/26/2027	3130AL5A8	37,400,000.00	AA+	Aaa	01/05/23	01/06/23	32,493,120.00	4.40	4,675.00	32,668,365.71	32,392,514.00
FEDERAL FARM CREDIT BANK NOTES DTD 01/06/2023 4.000% 01/06/2028	3133EN5N6	50,000,000.00	AA+	Aaa	01/03/23	01/06/23	49,915,000.00	4.04	305,555.56	49,917,513.69	49,482,800.00
Security Type Sub-Total		3,522,060,000.00					3,475,729,370.90	2.53	15,030,175.89	3,476,064,565.95	3,381,085,901.52
Corporate Note											
TOTOTA MOTOR CREDIT CORP CORP NOTE (FLOA) DTD 12/13/2021 4.900% 06/13/2023	89236TJS5	10,000,000.00	A+	A1	12/08/21	12/13/21	10,000,000.00	0.40	21,777.78	10,000,000.00	10,002,680.00
JOHN DEERE CAPITAL CORP CORPORATE NOTES DTD 06/04/2020 0.700% 07/05/2023	24422EVH9	3,000,000.00	A	A2	06/01/20	06/04/20	2,997,540.00	0.73	3,266.67	2,999,724.72	2,952,930.00
CHEVRON USA INC CORPORATE NOTES DTD 08/12/2020 0.426% 08/11/2023	166756AJ5	10,000,000.00	AA-	Aa2	08/10/20	08/12/20	10,000,000.00	0.43	2,366.67	10,000,000.00	9,800,860.00
JOHN DEERE CAPITAL CORP CORPORATE NOTES DTD 10/09/2020 0.400% 10/10/2023	24422EVJ5	3,000,000.00	A	A2	10/06/20	10/09/20	2,996,520.00	0.44	4,700.00	2,999,291.93	2,910,957.00

Managed Account Detail of Securities Held

For the Month Ending **February 28, 2023**

SAN BERNARDINO COUNTY - 76990800

Security Type/Description	Dated Date/Coupon/Maturity	CUSIP	Par	S&P Rating	Moody's Rating	Trade Date	Settle Date	Original Cost	YTM at Cost	Accrued Interest	Amortized Cost	Market Value
Corporate Note												
JOHN DEERE CAPITAL CORP CORPORATE NOTES DTD 01/10/2022 0.900% 01/10/2024		24422EVX4	3,000,000.00	A	A2	01/04/22	01/10/22	2,999,520.00	0.91	3,825.00	2,999,792.88	2,890,080.00
BANK OF NY MELLON CORP NOTES (CALLABLE) DTD 02/04/2014 3.650% 02/04/2024		06406HCS6	6,957,000.00	A	A1	11/18/21	11/22/21	7,363,010.52	0.96	19,044.79	7,119,614.03	6,848,102.08
TOYOTA MOTOR CREDIT CORP CORPORATE NOTES DTD 03/22/2022 2.500% 03/22/2024		89236TJX4	20,000,000.00	A+	A1	03/18/22	03/22/22	19,987,600.00	2.53	220,833.33	19,993,435.29	19,429,920.00
AMAZON.COM INC CORPORATE NOTES DTD 04/13/2022 2.730% 04/13/2024		023135CD6	50,000,000.00	AA	A1	04/11/22	04/13/22	50,000,000.00	2.73	523,250.00	50,000,000.00	48,721,100.00
BANK ON NY MELLON CORP FLT NOTES (CALLAB DTD 04/26/2021 4.810% 04/26/2024		06406RAT4	15,000,000.00	A	A1	04/19/21	04/26/21	15,000,000.00	0.27	67,036.89	15,000,000.00	14,940,870.00
BANK OF NY MELLON CORP NOTES (CALLABLE) DTD 04/26/2021 0.500% 04/26/2024		06406RAS6	35,000,000.00	A	A1	04/19/21	04/26/21	34,962,550.00	0.54	60,763.89	34,985,580.38	33,120,220.00
JOHN DEERE CAPITAL CORP CORPORATE NOTES DTD 06/10/2021 0.450% 06/07/2024		24422EVQ9	30,000,000.00	A	A2	06/07/21	06/10/21	29,962,500.00	0.49	31,500.00	29,984,080.51	28,257,150.00
TOYOTA MOTOR CREDIT CORP CORPORATE NOTES DTD 06/18/2021 0.500% 06/18/2024		89236TJH9	15,000,000.00	A+	A1	06/15/21	06/18/21	14,982,150.00	0.54	15,208.33	14,992,263.91	14,126,085.00
TOTOTA MOTOR CREDIT CORP NOTE (FLOAT) DTD 06/18/2021 4.810% 06/18/2024		89236TJJ5	20,000,000.00	A+	A1	06/15/21	06/18/21	20,000,000.00	0.27	185,700.29	20,000,000.00	19,964,700.00
JOHN DEERE CAPITAL CORP CORPORATE NOTES DTD 09/10/2021 0.625% 09/10/2024		24422EVU0	15,000,000.00	A	A2	09/07/21	09/10/21	14,990,250.00	0.65	44,531.25	14,995,027.14	14,023,335.00

Managed Account Detail of Securities Held

For the Month Ending **February 28, 2023**

SAN BERNARDINO COUNTY - 76990800

Security Type/Description	Dated Date/Coupon/Maturity	CUSIP	Par	S&P Rating	Moody's Rating	Trade Date	Settle Date	Original Cost	YTM at Cost	Accrued Interest	Amortized Cost	Market Value
Corporate Note												
TOYOTA MOTOR CREDIT CORP CORPORATE NOTES DTD 09/13/2021 0.625% 09/13/2024		89236TJN6	40,000,000.00	A+	A1	09/08/21	09/13/21	39,981,200.00	0.64	116,666.67	39,990,359.85	37,346,760.00
JOHN DEERE CAPITAL CORP CORPORATE NOTES DTD 10/11/2022 4.550% 10/11/2024		24422EWM7	15,000,000.00	A	A2	10/05/22	10/11/22	14,990,400.00	4.58	265,416.67	14,992,251.71	14,899,215.00
BANK OF NY MELLON CORP (CALLABLE) CORP DTD 10/25/2021 0.850% 10/25/2024		06406RAX5	50,000,000.00	A	A1	10/20/21	10/25/21	49,967,500.00	0.87	148,750.00	49,982,089.42	46,728,600.00
BANK OF NY MELLON CORP FLT NOTES (CALLAB DTD 10/25/2021 4.750% 10/25/2024		06406RAY3	50,000,000.00	A	A1	10/20/21	10/25/21	50,000,000.00	0.25	226,877.93	50,000,000.00	49,637,200.00
AMAZON.COM INC CORPORATE NOTES DTD 12/01/2022 4.700% 11/29/2024		023135CM6	25,000,000.00	AA	A1	11/29/22	12/01/22	24,983,250.00	4.74	293,750.00	24,985,317.90	24,852,725.00
JOHN DEERE CAPITAL CORP CORPORATE NOTES DTD 01/10/2022 1.250% 01/10/2025		24422EVY2	10,000,000.00	A	A2	01/04/22	01/10/22	9,995,300.00	1.27	17,708.33	9,997,079.65	9,324,330.00
TOYOTA MOTOR CREDIT CORP CORPORATE NOTES DTD 01/12/2023 4.800% 01/10/2025		89236TKN4	15,000,000.00	A+	A1	01/09/23	01/12/23	14,993,550.00	4.82	98,000.00	14,993,974.69	14,922,480.00
JOHN DEERE CAPITAL CORP CORPORATE NOTES DTD 03/07/2022 2.125% 03/07/2025		24422EWB1	7,000,000.00	A	A2	03/02/22	03/07/22	6,996,990.00	2.14	71,895.83	6,997,975.94	6,599,019.00
AMAZON.COM INC CORPORATE NOTES DTD 04/13/2022 3.000% 04/13/2025		023135CE4	50,000,000.00	AA	A1	04/11/22	04/13/22	49,920,500.00	3.06	575,000.00	49,943,856.75	48,127,000.00
BANK OF NY MELLON CORP (CALLABLE) CORP N DTD 04/26/2022 3.350% 04/25/2025		06406RBC0	50,000,000.00	A	A1	04/19/22	04/26/22	49,993,000.00	3.36	586,250.00	49,994,975.34	48,164,750.00

Managed Account Detail of Securities Held

For the Month Ending **February 28, 2023**

SAN BERNARDINO COUNTY - 76990800

Security Type/Description Dated Date/Coupon/Maturity	CUSIP	Par	S&P Rating	Moody's Rating	Trade Date	Settle Date	Original Cost	YTM at Cost	Accrued Interest	Amortized Cost	Market Value
Corporate Note											
BANK OF NY MELLON CORP CORP NOTES (CALLA) DTD 06/13/2022 3.430% 06/13/2025	06406RBF3	20,000,000.00	A	A1	06/08/22	06/13/22	20,000,000.00	3.43	148,633.33	20,000,000.00	19,506,740.00
MET TOWER GLOBAL FUNDING NOTES DTD 06/13/2022 3.700% 06/13/2025	58989V2E3	35,000,000.00	AA-	Aa3	06/06/22	06/13/22	34,965,700.00	3.73	280,583.33	34,973,868.16	33,602,520.00
TOYOTA MOTOR CREDIT CORP CORPORATE NOTES DTD 06/30/2022 3.950% 06/30/2025	89236TKC8	15,000,000.00	A+	A1	06/27/22	06/30/22	14,985,750.00	3.98	100,395.83	14,988,922.45	14,627,940.00
JOHN DEERE CAPITAL CORP CORPORATE NOTES DTD 09/08/2022 4.050% 09/08/2025	24422EWJ4	7,000,000.00	A	A2	09/06/22	09/08/22	6,996,500.00	4.07	136,237.50	6,997,055.66	6,853,329.00
WALMART INC CORPORATE NOTES DTD 09/09/2022 3.900% 09/09/2025	931142EW9	5,000,000.00	AA	Aa2	09/06/22	09/09/22	4,996,500.00	3.93	93,166.67	4,997,052.46	4,895,570.00
NESTLE HOLDINGS INC CORP NOTE DTD 09/13/2022 4.000% 09/12/2025	641062BA1	5,000,000.00	AA-	Aa3	09/06/22	09/13/22	4,998,350.00	4.01	93,333.33	4,998,604.66	4,876,735.00
TOYOTA MOTOR CREDIT CORP CORP NOTES DTD 11/10/2022 5.400% 11/10/2025	89236TKK0	25,000,000.00	A+	A1	11/07/22	11/10/22	24,970,500.00	5.44	416,250.00	24,973,487.68	25,194,375.00
BANK OF NY MELLON (CALLABLE) NOTES DTD 11/22/2022 5.224% 11/21/2025	06405LAC5	5,000,000.00	AA-	Aa2	11/15/22	11/22/22	5,000,000.00	5.22	71,830.00	5,000,000.00	4,981,955.00
AMAZON.COM INC CORPORATE NOTES DTD 12/01/2022 4.600% 12/01/2025	023135CN4	25,000,000.00	AA	A1	11/29/22	12/01/22	24,998,500.00	4.60	287,500.00	24,998,623.18	24,816,950.00
MET LIFE GLOB FUNDING I NOTES DTD 01/06/2023 5.000% 01/06/2026	592179KD6	15,000,000.00	AA-	Aa3	01/03/23	01/06/23	15,000,000.00	5.00	114,583.33	15,000,000.00	14,969,850.00
JOHN DEERE CAPITAL CORP CORPORATE NOTES DTD 01/09/2023 4.800% 01/09/2026	24422EWPO	15,000,000.00	A	A2	01/03/23	01/09/23	14,992,950.00	4.82	104,000.00	14,993,278.06	14,941,980.00
PROCTER & GAMBLE CO/THE CORPORATE NOTES DTD 01/26/2023 4.100% 01/26/2026	742718FY0	10,000,000.00	AA-	Aa3	01/23/23	01/26/23	9,993,300.00	4.12	39,861.11	9,993,507.85	9,832,980.00

Managed Account Detail of Securities Held

For the Month Ending **February 28, 2023**

SAN BERNARDINO COUNTY - 76990800

Security Type/Description	CUSIP	Par	S&P Rating	Moody's Rating	Trade Date	Settle Date	Original Cost	YTM at Cost	Accrued Interest	Amortized Cost	Market Value
Security Type Sub-Total		729,957,000.00					729,961,380.52	2.42	5,490,494.75	729,861,092.20	707,691,992.08
Commercial Paper											
AMAZON.COM INC COMM PAPER DTD 11/10/2022 0.000% 04/20/2023	02314ORL5	50,000,000.00	A-1+	P-1	11/10/22	11/14/22	48,968,597.22	4.83	0.00	49,671,527.78	49,669,750.00
JP MORGAN SECURITIES LLC COMM PAPER DTD 11/07/2022 0.000% 05/01/2023	46640QS10	50,000,000.00	A-1	P-1	11/07/22	11/08/22	48,808,583.33	5.05	0.00	49,582,319.44	49,583,250.00
OLD LINE FUNDING LLC COMM PAPER DTD 11/01/2022 0.000% 05/01/2023	67983US12	95,000,000.00	A-1+	P-1	11/28/22	11/28/22	93,029,013.89	4.95	0.00	94,219,284.72	94,206,940.00
THUNDER BAY FUNDING LLC COMM PAPER DTD 11/29/2022 0.000% 05/03/2023	88602US35	25,000,000.00	A-1+	P-1	11/29/22	11/29/22	24,477,951.39	4.95	0.00	24,787,812.50	24,787,200.00
TOYOTA MOTOR CREDIT CORP COMM PAPER DTD 12/01/2022 0.000% 05/03/2023	89233HS39	50,000,000.00	A-1+	P-1	12/01/22	12/05/22	48,996,319.44	4.95	0.00	49,575,625.00	49,573,200.00
METLIFE SHORT TERM FUND COMM PAPER DTD 05/31/2022 0.000% 05/19/2023	59157USK7	24,750,000.00	A-1+	P-1	01/03/23	01/05/23	24,312,406.25	4.84	0.00	24,492,015.63	24,487,105.50
METLIFE SHORT TERM FUND COMM PAPER DTD 01/03/2023 0.000% 05/19/2023	59166HSK5	25,000,000.00	A-1+	P-1	01/03/23	01/04/23	24,559,375.00	4.78	0.00	24,742,152.78	24,734,450.00
JOHNSON & JOHNSON COMM PAPER DTD 12/07/2022 0.000% 06/01/2023	47816GT17	75,000,000.00	A-1+	P-1	12/07/22	12/08/22	73,268,229.17	4.86	0.00	74,089,583.34	74,066,100.00
TOYOTA MOTOR CREDIT CORP COMM PAPER DTD 02/02/2023 0.000% 07/03/2023	89233HU36	100,000,000.00	A-1+	P-1	02/02/23	02/06/23	98,044,083.33	4.89	0.00	98,350,111.11	98,276,700.00
JP MORGAN SECURITIES LLC COMM PAPER DTD 10/13/2022 0.000% 07/10/2023	46640QUA7	50,000,000.00	A-1	P-1	12/14/22	12/15/22	48,562,500.00	5.15	0.00	49,090,277.78	49,083,400.00
METLIFE SHORT TERM FUND COMM PAPER DTD 01/04/2023 0.000% 07/12/2023	59157UUC2	54,000,000.00	A-1+	P-1	01/04/23	01/05/23	52,646,400.00	4.92	0.00	53,042,400.00	53,022,330.00
BEDFORD ROW FUNDING CORP COMM PAPER DTD 01/31/2023 0.000% 08/01/2023	07644BV17	50,000,000.00	A-1+	P-1	01/31/23	02/01/23	48,763,166.67	5.04	0.00	48,954,500.00	48,916,500.00

Managed Account Detail of Securities Held

For the Month Ending **February 28, 2023**

SAN BERNARDINO COUNTY - 76990800

Security Type/Description Dated Date/Coupon/Maturity	CUSIP	Par	S&P Rating	Moody's Rating	Trade Date	Settle Date	Original Cost	YTM at Cost	Accrued Interest	Amortized Cost	Market Value
Commercial Paper											
THUNDER BAY FUNDING LLC COMM PAPER DTD 01/31/2023 0.000% 08/01/2023	88602UV15	50,000,000.00	A-1+	P-1	01/31/23	02/02/23	48,770,000.00	5.04	0.00	48,954,500.00	48,933,400.00
Security Type Sub-Total		698,750,000.00					683,206,625.69	4.95	0.00	689,552,110.08	689,340,325.50
Certificate of Deposit											
CITIBANK NA CERT DEPOS DTD 07/29/2022 3.500% 03/01/2023	17305T5U2	50,000,000.00	A-1	P-1	07/29/22	07/29/22	50,000,000.00	3.50	1,045,138.89	50,000,000.00	49,998,311.10
CANADIAN IMP BK COMM NY CERT DEPOS DTD 08/23/2022 3.560% 03/01/2023	13606KMD5	50,000,000.00	A-1	P-1	08/22/22	08/23/22	50,000,000.00	3.56	939,444.44	50,000,000.00	49,998,408.05
SVENSKA HANDELSBANKEN NY CERT DEPOS DTD 08/22/2022 3.540% 03/01/2023	86959RF21	50,000,000.00	A-1+	P-1	08/22/22	08/22/22	50,000,000.00	3.54	939,083.33	50,000,000.00	49,998,380.30
ROYAL BANK OF CANADA NY CERT DEPOS DTD 03/18/2022 1.910% 03/20/2023	78012U4K8	50,000,000.00	A-1+	P-1	03/16/22	03/18/22	50,000,000.00	1.91	923,166.67	50,000,000.00	49,920,867.95
TORONTO DOMINION BANK NY CERT DEPOS DTD 04/21/2022 2.420% 05/01/2023	89114WVB8	50,000,000.00	A-1+	P-1	04/20/22	04/21/22	50,000,000.00	2.42	1,055,388.89	50,000,000.00	49,793,500.00
CANADIAN IMP BK COMM NY CERT DEPOS DTD 04/27/2022 2.520% 05/01/2023	13606KGV2	50,000,000.00	A-1	P-1	04/27/22	04/27/22	50,000,000.00	2.52	1,078,000.00	50,000,000.00	49,802,000.00
CANADIAN IMP BK COMM NY CERT DEPOS DTD 10/27/2022 5.180% 05/26/2023	13606KPO3	75,000,000.00	A-1	P-1	10/27/22	10/27/22	75,000,000.00	5.18	1,348,958.33	75,000,000.00	75,023,552.48
BNP PARIBAS FORTIS SA CERT DEPOS DTD 07/14/2022 3.650% 06/01/2023	34959TSD9	50,000,000.00	A-1	P-1	07/13/22	07/14/22	50,000,000.00	3.65	1,165,972.22	50,000,000.00	49,774,073.55
SVENSKA HANDELSBANKEN NY CERT DEPOS DTD 06/08/2022 2.950% 06/07/2023	86959RZV5	50,000,000.00	A-1+	P-1	06/07/22	06/08/22	50,000,000.00	2.95	1,089,861.11	50,000,000.00	49,665,919.20
NORDEA BANK ABP NEW YORK CERT DEPOS DTD 06/08/2022 2.970% 06/14/2023	65558UUF7	50,000,000.00	A-1+	P-1	06/07/22	06/08/22	50,000,000.00	2.97	1,097,250.00	50,000,000.00	49,696,900.00
COOPERATIEVE RABOBANK UA CERT DEPOS DTD 08/24/2022 3.910% 07/03/2023	21684LDZ2	50,000,000.00	A-1	P-1	08/23/22	08/24/22	50,000,000.00	3.91	1,026,375.00	50,000,000.00	49,785,800.00

Managed Account Detail of Securities Held

For the Month Ending **February 28, 2023**

SAN BERNARDINO COUNTY - 76990800

Security Type/Description Dated Date/Coupon/Maturity	CUSIP	Par	S&P Rating	Moody's Rating	Trade Date	Settle Date	Original Cost	YTM at Cost	Accrued Interest	Amortized Cost	Market Value
Certificate of Deposit											
CANADIAN IMP BK COMM NY CERT DEPOS DTD 01/04/2023 5.100% 07/03/2023	13606KRW8	50,000,000.00	A-1	P-1	01/04/23	01/04/23	50,000,000.00	5.10	396,666.67	50,000,000.00	49,958,865.30
TORONTO DOMINION BANK NY CERT DEPOS DTD 09/26/2022 5.000% 10/02/2023	89115BWE6	50,000,000.00	A-1+	P-1	09/26/22	09/26/22	50,000,000.00	5.00	1,083,333.33	50,000,000.00	49,871,800.00
Security Type Sub-Total		675,000,000.00					675,000,000.00	3.62	13,188,638.88	675,000,000.00	673,288,377.93
Asset-Backed Security											
TAOT 2019-D A3 DTD 11/13/2019 1.920% 01/16/2024	89233MAD5	39,967.59	AAA	Aaa	11/06/19	11/13/19	39,964.70	1.92	34.11	39,966.98	39,898.65
HAROT 2019-4 A3 DTD 11/26/2019 1.830% 01/18/2024	43813VAC2	378,817.38	AAA	NR	11/19/19	11/26/19	378,749.87	1.83	250.34	378,802.98	378,154.22
HAROT 2020-1 A3 DTD 02/26/2020 1.610% 04/22/2024	43813RAC1	1,559,039.50	NR	Aaa	02/19/20	02/26/20	1,558,733.93	1.61	697.24	1,558,955.30	1,548,886.10
TLOT 2021-A A3 DTD 04/21/2021 0.390% 04/22/2024	89238EAC0	2,616,269.39	AAA	Aaa	04/13/21	04/21/21	2,615,964.07	0.39	311.77	2,616,153.05	2,589,360.54
HART 2021-B A2 DTD 07/28/2021 0.240% 05/15/2024	44934KAB0	477,071.00	AAA	NR	07/20/21	07/28/21	477,027.73	0.24	50.89	477,052.33	475,642.74
TAOT 2020-A A3 DTD 02/12/2020 1.660% 05/15/2024	89232HAC9	1,722,981.45	AAA	Aaa	02/04/20	02/12/20	1,722,857.04	1.66	1,271.18	1,722,946.14	1,716,163.44
TAOT 2021-C A2 DTD 09/27/2021 0.200% 05/15/2024	89239BAB7	1,834,768.74	AAA	Aaa	09/21/21	09/27/21	1,834,630.04	0.20	163.09	1,834,705.09	1,826,442.93
HAROT 2021-4 A2 DTD 11/24/2021 0.390% 05/21/2024	43815GAB5	2,825,042.05	NR	Aaa	11/16/21	11/24/21	2,824,968.03	0.39	306.05	2,825,005.65	2,797,887.18
BMWLT 2022-1 A2 DTD 01/19/2022 0.670% 05/28/2024	05601XAB5	1,385,102.72	AAA	NR	01/11/22	01/19/22	1,385,101.88	0.67	154.67	1,385,102.28	1,378,968.65
JDOT 2021-B A2 DTD 07/21/2021 0.250% 06/17/2024	47789OAB6	3,508,192.48	NR	Aaa	07/13/21	07/21/21	3,508,113.20	0.25	389.80	3,508,157.10	3,494,899.24

Managed Account Detail of Securities Held

For the Month Ending **February 28, 2023**

SAN BERNARDINO COUNTY - 76990800

Security Type/Description Dated Date/Coupon/Maturity	CUSIP	Par	S&P Rating	Moody's Rating	Trade Date	Settle Date	Original Cost	YTM at Cost	Accrued Interest	Amortized Cost	Market Value
Asset-Backed Security											
MBART 2021-1 A2 DTD 09/22/2021 0.210% 07/15/2024	58772WAB9	2,049,500.47	AAA	Aaa	09/15/21	09/22/21	2,049,296.95	0.21	191.29	2,049,400.99	2,039,520.63
JOHN DEERE OWNER TRUST DTD 03/11/2020 1.100% 08/15/2024	47789KAC7	659,789.65	NR	Aaa	03/04/20	03/11/20	659,749.34	1.10	322.56	659,776.37	655,287.25
TAOT 2021-D A2 DTD 11/15/2021 0.310% 08/15/2024	89238JAB1	2,604,962.05	AAA	NR	11/09/21	11/15/21	2,604,942.00	0.31	358.91	2,604,951.41	2,585,707.99
TAOT 2022-A A2 DTD 01/31/2022 0.740% 10/15/2024	89239KAB7	2,234,356.46	NR	Aaa	01/25/22	01/31/22	2,234,296.58	0.74	734.86	2,234,320.46	2,208,374.25
HART 2021-C A2A DTD 11/17/2021 0.360% 10/15/2024	44935FAB0	3,583,652.16	AAA	NR	11/09/21	11/17/21	3,583,443.59	0.36	573.38	3,583,535.61	3,552,357.20
JDOT 2022-A A2 DTD 03/16/2022 1.900% 11/15/2024	47787JAB4	3,518,532.47	NR	Aaa	03/10/22	03/16/22	3,518,340.00	1.90	2,971.21	3,518,409.09	3,482,284.55
MBALT 2021-B A3 DTD 06/29/2021 0.400% 11/15/2024	58769KAD6	16,148,881.48	AAA	NR	06/22/21	06/29/21	16,147,662.24	0.40	2,870.91	16,148,264.46	15,781,215.05
BMWLT 2021-2 A3 DTD 09/15/2021 0.330% 12/26/2024	09690AAC7	5,990,939.92	NR	Aaa	09/08/21	09/15/21	5,990,321.65	0.33	329.50	5,990,596.21	5,859,969.59
BMWOT 2022-A A2A DTD 05/18/2022 2.520% 12/26/2024	05602RAB7	7,555,832.72	AAA	Aaa	05/10/22	05/18/22	7,555,289.46	2.52	3,173.45	7,555,453.07	7,489,809.10
TAOT 2022-B A2A DTD 04/13/2022 2.350% 01/15/2025	89238FAB9	5,632,181.43	AAA	Aaa	04/07/22	04/13/22	5,631,935.87	2.35	5,882.50	5,632,014.31	5,567,405.71
BMWLT 2023-1 A2 DTD 02/15/2023 5.270% 02/01/2025	05593AAB5	5,000,000.00	AAA	Aaa	02/07/23	02/15/23	4,999,668.00	5.27	11,711.11	4,999,674.48	4,995,853.81
BMWLT 2022-1 A3 DTD 01/19/2022 1.100% 03/25/2025	05601XAC3	8,250,000.00	AAA	NR	01/11/22	01/19/22	8,248,766.63	1.10	1,512.50	8,249,197.94	8,020,961.03
HART 2022-B A2A DTD 07/20/2022 3.640% 05/15/2025	44918MAB6	9,630,016.30	AAA	NR	07/12/22	07/20/22	9,629,528.06	3.64	15,579.23	9,629,634.24	9,544,079.00
JDOT 2022-B A2 DTD 07/20/2022 3.730% 06/16/2025	47800AAB6	10,500,000.00	NR	Aaa	07/12/22	07/20/22	10,498,888.05	3.73	17,406.67	10,499,122.59	10,397,475.90

Managed Account Detail of Securities Held

For the Month Ending **February 28, 2023**

SAN BERNARDINO COUNTY - 76990800

Security Type/Description Dated Date/Coupon/Maturity	CUSIP	Par	S&P Rating	Moody's Rating	Trade Date	Settle Date	Original Cost	YTM at Cost	Accrued Interest	Amortized Cost	Market Value
Asset-Backed Security											
HAROT 2021-2 A3 DTD 05/26/2021 0.330% 08/15/2025	43811JAC1	8,429,159.60	AAA	Aaa	01/31/22	02/02/22	8,327,087.74	0.68	1,236.28	8,358,104.93	8,151,317.64
HAROT 2021-2 A3 DTD 05/26/2021 0.330% 08/15/2025	43811JAC1	16,015,403.24	AAA	Aaa	05/18/21	05/26/21	16,014,778.64	0.33	2,348.92	16,015,039.50	15,487,503.52
JDOT 2022-C A2 DTD 10/19/2022 4.980% 08/15/2025	47800BAB4	34,500,000.00	NR	Aaa	10/12/22	10/19/22	34,498,764.90	4.98	76,360.00	34,498,924.23	34,341,579.45
MBART 2022-1 A2 DTD 11/22/2022 5.260% 10/15/2025	58768PAB0	12,250,000.00	AAA	Aaa	11/15/22	11/22/22	12,249,217.23	5.26	28,637.78	12,249,290.48	12,242,994.23
HAROT 2023-1 A2 DTD 02/24/2023 4.980% 10/21/2025	43815JAB9	6,000,000.00	NR	Aaa	02/16/23	02/24/23	5,999,639.40	4.98	5,810.00	5,999,641.26	5,996,390.08
BMWLT 2023-1 A3 DTD 02/15/2023 5.160% 11/01/2025	05593AAC3	6,150,000.00	AAA	Aaa	02/07/23	02/15/23	6,149,853.63	5.16	14,104.00	6,149,855.70	6,140,776.31
TAOT 2021-B A3 DTD 06/14/2021 0.260% 11/17/2025	89190GAC1	33,730,535.70	AAA	NR	06/08/21	06/14/21	33,726,902.93	0.26	3,897.75	33,728,307.06	32,477,898.29
HART 2022-C A2A DTD 11/09/2022 5.350% 11/17/2025	44933DAB7	37,500,000.00	AAA	NR	11/01/22	11/09/22	37,497,678.75	5.35	89,166.67	37,497,914.24	37,476,633.75
MBART 2023-1 A2 DTD 01/25/2023 5.090% 01/15/2026	58770AAB9	3,300,000.00	AAA	NR	01/18/23	01/25/23	3,299,886.15	5.09	7,465.33	3,299,889.82	3,286,508.61
TAOT 2023-A A2 DTD 01/30/2023 5.050% 01/15/2026	891940AB4	7,000,000.00	AAA	NR	01/24/23	01/30/23	6,999,717.20	5.05	15,711.11	6,999,725.05	6,978,757.80
TAOT 2021-C A3 DTD 09/27/2021 0.430% 01/15/2026	89239BAC5	12,000,000.00	AAA	Aaa	09/21/21	09/27/21	11,999,043.60	0.43	2,293.33	11,999,360.17	11,461,778.40
HART 2021-B A3 DTD 07/28/2021 0.380% 01/15/2026	44934KAC8	17,000,000.00	AAA	NR	07/20/21	07/28/21	16,996,248.10	0.39	2,871.11	16,997,583.79	16,364,115.00
TAOT 2022-D A2A DTD 11/08/2022 5.270% 01/15/2026	89239HAB4	24,000,000.00	NR	Aaa	11/01/22	11/08/22	23,999,733.60	5.27	56,213.33	23,999,759.46	23,977,437.60
HAROT 2021-4 A3 DTD 11/24/2021 0.880% 01/21/2026	43815GAC3	7,750,000.00	NR	Aaa	11/16/21	11/24/21	7,748,366.30	0.89	1,894.44	7,748,863.19	7,364,611.88

Managed Account Detail of Securities Held

For the Month Ending **February 28, 2023**

SAN BERNARDINO COUNTY - 76990800

Security Type/Description Dated Date/Coupon/Maturity	CUSIP	Par	S&P Rating	Moody's Rating	Trade Date	Settle Date	Original Cost	YTM at Cost	Accrued Interest	Amortized Cost	Market Value
Asset-Backed Security											
JDOT 2021-B A3 DTD 07/21/2021 0.520% 03/16/2026	47789OAC4	13,500,000.00	NR	Aaa	07/13/21	07/21/21	13,498,795.80	0.52	3,120.00	13,499,212.56	12,881,241.00
JDOT 2023-A A2 DTD 03/02/2023 5.280% 03/16/2026	47800CAB2	25,000,000.00	NR	Aaa	02/22/23	03/02/23	24,999,122.50	5.28	0.00	24,999,122.50	25,018,583.30
TAOT 2021-D A3 DTD 11/15/2021 0.710% 04/15/2026	89238JAC9	7,000,000.00	AAA	NR	11/09/21	11/15/21	6,999,850.90	0.71	2,208.89	6,999,894.46	6,632,447.50
HART 2021-C A3 DTD 11/17/2021 0.740% 05/15/2026	44935FAD6	5,500,000.00	AAA	NR	11/09/21	11/17/21	5,498,772.40	0.75	1,808.89	5,499,123.46	5,221,439.85
TAOT 2022-A A3 DTD 01/31/2022 1.230% 06/15/2026	89239KAC5	4,250,000.00	NR	Aaa	01/25/22	01/31/22	4,249,277.50	1.23	2,323.33	4,249,455.86	4,041,174.55
MBART 2021-1 A3 DTD 09/22/2021 0.460% 06/15/2026	58772WAC7	21,000,000.00	AAA	Aaa	09/15/21	09/22/21	20,997,253.20	0.46	4,293.33	20,998,088.21	20,045,827.20
BMWOT 2022-A A3 DTD 05/18/2022 3.210% 08/25/2026	05602RAD3	14,000,000.00	AAA	Aaa	05/10/22	05/18/22	13,999,272.00	3.21	7,490.00	13,999,405.93	13,604,885.00
TAOT 2022-B A3 DTD 04/13/2022 2.930% 09/15/2026	89238FAD5	12,000,000.00	AAA	Aaa	04/07/22	04/13/22	11,999,719.20	2.93	15,626.67	11,999,775.15	11,576,377.20
JDOT 2022-A A3 DTD 03/16/2022 2.320% 09/16/2026	47787JAC2	8,000,000.00	NR	Aaa	03/10/22	03/16/22	7,998,230.40	2.33	8,248.89	7,998,606.91	7,666,360.80
HART 2022-B A3 DTD 07/20/2022 3.720% 11/16/2026	44918MAD2	11,000,000.00	AAA	NR	07/12/22	07/20/22	10,999,995.60	3.72	18,186.67	10,999,996.22	10,715,596.10
JDOT 2022-B A3 DTD 07/20/2022 3.740% 02/16/2027	47800AAC4	8,600,000.00	NR	Aaa	07/12/22	07/20/22	8,599,178.70	3.74	14,295.11	8,599,288.73	8,332,035.18
HAROT 2023-1 A3 DTD 02/24/2023 4.530% 04/21/2027	43815JAC7	6,500,000.00	NR	Aaa	02/16/23	02/24/23	6,498,792.30	4.53	5,725.42	6,498,796.28	6,484,569.74
AMXCA 2022-2 A DTD 05/24/2022 3.390% 05/17/2027	02582JJT8	20,000,000.00	AAA	NR	05/17/22	05/24/22	19,995,576.00	3.39	30,133.33	19,996,259.42	19,280,796.00
JDOT 2022-C A3 DTD 10/19/2022 5.090% 06/15/2027	47800BAC2	28,961,000.00	NR	Aaa	10/12/22	10/19/22	28,958,752.63	5.09	65,516.22	28,958,928.45	28,675,082.53

Managed Account Detail of Securities Held

For the Month Ending **February 28, 2023**

SAN BERNARDINO COUNTY - 76990800

Security Type/Description Dated Date/Coupon/Maturity	CUSIP	Par	S&P Rating	Moody's Rating	Trade Date	Settle Date	Original Cost	YTM at Cost	Accrued Interest	Amortized Cost	Market Value
Asset-Backed Security											
HART 2022-C A3 DTD 11/09/2022 5.390% 06/15/2027	44933DAD3	48,500,000.00	AAA	NR	11/01/22	11/09/22	48,499,767.20	5.39	116,184.44	48,499,782.73	48,640,165.00
MBART 2022-1 A3 DTD 11/22/2022 5.210% 08/16/2027	58768PAC8	20,500,000.00	AAA	Aaa	11/15/22	11/22/22	20,495,945.10	5.21	47,468.89	20,496,177.41	20,529,819.30
TAOT 2023-A A3 DTD 01/30/2023 4.630% 09/15/2027	891940AC2	13,000,000.00	AAA	NR	01/24/23	01/30/23	12,999,993.50	4.63	26,751.11	12,999,993.62	12,851,242.30
TAOT 2022-D A3 DTD 11/08/2022 5.300% 09/15/2027	89239HAD0	70,500,000.00	NR	Aaa	11/01/22	11/08/22	70,493,041.65	5.30	166,066.67	70,493,485.38	71,036,998.50
AMXCA 2022-4 A DTD 11/03/2022 4.950% 10/15/2027	02582JJX9	33,000,000.00	AAA	NR	10/27/22	11/03/22	32,998,363.20	4.95	72,600.00	32,998,470.09	32,989,166.10
MBART 2023-1 A3 DTD 01/25/2023 4.510% 11/15/2027	58770AAC7	6,630,000.00	AAA	NR	01/18/23	01/25/23	6,629,204.40	4.51	13,289.47	6,629,220.27	6,547,179.37
JDOT 2023-A A3 DTD 03/02/2023 5.010% 11/15/2027	47800CAC0	22,000,000.00	NR	Aaa	02/22/23	03/02/23	21,995,991.60	5.01	0.00	21,995,991.60	21,976,916.05
Security Type Sub-Total		724,771,995.95					724,610,052.86	3.58	996,594.60	724,652,532.25	714,922,809.88
Managed Account Sub-Total		12,652,468,146.92					12,450,285,347.77	3.02	45,599,024.52	12,481,206,146.77	12,178,074,652.40
Securities Sub-Total		\$12,652,468,146.92					\$12,450,285,347.77	3.02%	\$45,599,024.52	\$12,481,206,146.77	\$12,178,074,652.40
Accrued Interest											\$45,599,024.52
Total Investments											\$12,223,673,676.92

Bolded items are forward settling trades.

Managed Account Fair Market Value & Analytics

For the Month Ending **February 28, 2023**

SAN BERNARDINO COUNTY - 76990800

Security Type/Description	Dated Date/Coupon/Maturity	CUSIP	Par	Broker	Next Call Date	Market Price	Market Value	Unreal G/L On Cost	Unreal G/L Amort Cost	Effective Duration	YTM at Mkt
U.S. Treasury Bond / Note											
US TREASURY NOTES	DTD 05/31/2016 1.625% 05/31/2023	912828R69	50,000,000.00	DEUTSCHE		99.20	49,601,560.00	943,356.87	(317,790.39)	0.26	4.80
US TREASURY NOTES	DTD 06/30/2016 1.375% 06/30/2023	912828S35	25,000,000.00	MIZUHO		98.80	24,699,220.00	(1,951.88)	(273,511.37)	0.34	4.99
US TREASURY NOTES	DTD 06/30/2016 1.375% 06/30/2023	912828S35	50,000,000.00	WELLSFAR		98.80	49,398,440.00	1,275,393.12	(454,847.26)	0.34	4.99
US TREASURY NOTES	DTD 07/02/2018 2.625% 06/30/2023	9128284U1	50,000,000.00	SOC GEN		99.25	49,625,000.00	(1,009,765.63)	(424,745.23)	0.34	4.87
US TREASURY NOTES	DTD 06/30/2016 1.375% 06/30/2023	912828S35	100,000,000.00	SOC GEN		98.80	98,796,880.00	2,761,723.75	(890,785.30)	0.34	4.99
US TREASURY NOTES	DTD 08/01/2016 1.250% 07/31/2023	912828S92	100,000,000.00	BNP		98.45	98,453,120.00	2,187,495.00	(1,188,982.77)	0.42	4.98
US TREASURY NOTES	DTD 08/31/2016 1.375% 08/31/2023	912828D1	100,000,000.00	MORGANST		98.19	98,187,500.00	1,625,000.00	(1,423,228.65)	0.50	5.09
US TREASURY NOTES	DTD 09/15/2020 0.125% 09/15/2023	91282CAK7	100,000,000.00	WELLS_F		97.38	97,375,000.00	738,281.25	(1,118,371.75)	0.54	5.10
US TREASURY NOTES	DTD 02/28/2017 2.125% 02/29/2024	912828W48	75,000,000.00	WELLS_F		97.06	72,796,875.00	(2,856,445.31)	(2,533,862.74)	1.00	5.18
US TREASURY NOTES	DTD 05/15/2014 2.500% 05/15/2024	912828WJ5	50,000,000.00	BNP		96.92	48,460,940.00	(3,601,560.00)	(2,077,900.34)	1.19	5.15
US TREASURY NOTES	DTD 05/15/2014 2.500% 05/15/2024	912828WJ5	50,000,000.00	WELLSFAR		96.92	48,460,940.00	(3,150,388.13)	(1,982,627.86)	1.19	5.15
US TREASURY N/B NOTES	DTD 05/15/2021 0.250% 05/15/2024	91282CCC3	75,000,000.00	RBC		94.31	70,734,375.00	(2,208,984.38)	(3,140,341.48)	1.21	5.16
US TREASURY NOTES	DTD 05/31/2017 2.000% 05/31/2024	912828XT2	50,000,000.00	BARCLAY		96.22	48,109,375.00	(1,716,796.88)	(1,791,449.66)	1.24	5.15
US TREASURY NOTES	DTD 06/30/2017 2.000% 06/30/2024	912828XX3	50,000,000.00	DAIWA		95.97	47,984,375.00	(2,902,343.75)	(2,263,947.04)	1.32	5.16
US TREASURY NOTES	DTD 06/30/2017 2.000% 06/30/2024	912828XX3	50,000,000.00	MORGANST		95.97	47,984,375.00	(3,033,203.13)	(2,306,617.69)	1.32	5.16
US TREASURY NOTES	DTD 06/30/2017 2.000% 06/30/2024	912828XX3	50,000,000.00	RBC		95.97	47,984,375.00	(2,951,171.88)	(2,283,631.67)	1.32	5.16
US TREASURY NOTES	DTD 06/30/2019 1.750% 06/30/2024	9128286Z8	50,000,000.00	MORGANST		95.70	47,851,560.00	(2,322,268.13)	(2,199,375.20)	1.32	5.11

Managed Account Fair Market Value & Analytics

For the Month Ending **February 28, 2023**

SAN BERNARDINO COUNTY - 76990800

Security Type/Description	CUSIP	Par	Broker	Next Call Date	Market Price	Market Value	Unreal G/L On Cost	Unreal G/L Amort Cost	Effective Duration	YTM at Mkt
U.S. Treasury Bond / Note										
US TREASURY NOTES DTD 06/30/2019 1.750% 06/30/2024	9128286Z8	50,000,000.00	BARCLAY		95.70	47,851,560.00	(1,849,611.88)	(1,973,524.98)	1.32	5.11
US TREASURY NOTES DTD 06/30/2019 1.750% 06/30/2024	9128286Z8	50,000,000.00	STIFEL		95.70	47,851,560.00	(890,627.50)	(1,329,516.62)	1.32	5.11
US TREASURY N/B NOTES DTD 07/15/2021 0.375% 07/15/2024	91282CCL3	100,000,000.00	PIPER S		93.77	93,765,620.00	(914,067.50)	(2,668,563.08)	1.38	5.12
US TREASURY NOTES DTD 07/31/2017 2.125% 07/31/2024	9128282N9	50,000,000.00	TOR DOM		95.97	47,984,375.00	(3,490,234.38)	(2,450,865.83)	1.41	5.10
US TREASURY NOTES DTD 07/31/2017 2.125% 07/31/2024	9128282N9	50,000,000.00	PIPER S		95.97	47,984,375.00	(1,445,312.50)	(1,666,838.84)	1.41	5.10
US TREASURY NOTES DTD 07/31/2019 1.750% 07/31/2024	912828Y87	50,000,000.00	DAIWA		95.44	47,718,750.00	(605,468.75)	(1,165,498.47)	1.41	5.11
US TREASURY NOTES DTD 08/15/2014 2.375% 08/15/2024	912828D56	50,000,000.00	BNP		96.20	48,101,560.00	(1,177,736.88)	(1,414,643.07)	1.45	5.10
US TREASURY NOTES DTD 08/31/2019 1.250% 08/31/2024	912828YE4	50,000,000.00	BOFA		94.52	47,257,810.00	(2,455,080.63)	(2,573,247.83)	1.49	5.09
US TREASURY NOTES DTD 08/31/2019 1.250% 08/31/2024	912828YE4	50,000,000.00	RBC		94.52	47,257,810.00	(2,160,158.75)	(2,397,491.88)	1.49	5.09
US TREASURY NOTES DTD 09/30/2019 1.500% 09/30/2024	912828YH7	50,000,000.00	TOR DOM		94.70	47,351,560.00	(2,332,033.75)	(2,457,009.26)	1.56	5.02
US TREASURY NOTES DTD 09/30/2019 1.500% 09/30/2024	912828YH7	50,000,000.00	BNP		94.70	47,351,560.00	(1,332,033.75)	(1,809,937.01)	1.56	5.02
US TREASURY N/B NOTES DTD 10/15/2021 0.625% 10/15/2024	91282CDB4	75,000,000.00	MORGANS		93.25	69,937,500.00	(2,856,445.31)	(3,683,135.28)	1.62	5.00
US TREASURY N/B NOTES DTD 11/15/2021 0.750% 11/15/2024	91282CDH1	75,000,000.00	DAIWA		93.17	69,878,910.00	(1,710,933.75)	(2,905,551.90)	1.70	4.96
US TREASURY NOTES DTD 01/31/2020 1.375% 01/31/2025	912828Z52	50,000,000.00	BAML		93.73	46,867,190.00	(3,978,513.13)	(3,631,284.89)	1.90	4.83
US TREASURY NOTES DTD 02/17/2015 2.000% 02/15/2025	912828J27	50,000,000.00	MIZUHO		94.77	47,382,810.00	(3,193,361.88)	(2,836,465.60)	1.93	4.82
US TREASURY N/B NOTES DTD 02/15/2022 1.500% 02/15/2025	91282CDZ1	50,000,000.00	BARCLAY		93.83	46,914,060.00	(2,853,518.13)	(2,931,637.70)	1.94	4.83
US TREASURY NOTES DTD 05/15/2015 2.125% 05/15/2025	912828XB1	50,000,000.00	BMO		94.58	47,289,060.00	(3,820,315.00)	(3,161,850.87)	2.16	4.74

Managed Account Fair Market Value & Analytics

For the Month Ending **February 28, 2023**

SAN BERNARDINO COUNTY - 76990800

Security Type/Description	Dated Date/Coupon/Maturity	CUSIP	Par	Broker	Next Call Date	Market Price	Market Value	Unreal G/L On Cost	Unreal G/L Amort Cost	Effective Duration	YTM at Mkt
U.S. Treasury Bond / Note											
US TREASURY N/B NOTES	DTD 05/15/2022 2.750% 05/15/2025	91282CEQ0	50,000,000.00	BOFA		95.86	47,929,690.00	(1,722,653.75)	(1,808,430.62)	2.14	4.74
US TREASURY NOTES	DTD 05/31/2020 0.250% 05/31/2025	912828ZT0	50,000,000.00	CITI		90.58	45,289,060.00	(3,378,908.75)	(3,858,191.02)	2.25	4.71
US TREASURY NOTES	DTD 06/30/2020 0.250% 06/30/2025	912828ZW3	50,000,000.00	TOR DOM		90.38	45,187,500.00	(3,417,968.75)	(3,908,283.39)	2.33	4.64
US TREASURY NOTES	DTD 06/30/2020 0.250% 06/30/2025	912828ZW3	50,000,000.00	BOFA		90.38	45,187,500.00	(2,978,515.63)	(3,564,453.13)	2.33	4.64
US TREASURY NOTES	DTD 06/30/2020 0.250% 06/30/2025	912828ZW3	50,000,000.00	RBC		90.38	45,187,500.00	(806,640.63)	(1,754,263.28)	2.33	4.64
US TREASURY NOTES	DTD 06/30/2020 0.250% 06/30/2025	912828ZW3	75,000,000.00	MORGANS		90.38	67,781,250.00	(4,277,343.75)	(5,213,887.50)	2.33	4.64
US TREASURY NOTES	DTD 06/30/2020 0.250% 06/30/2025	912828ZW3	75,000,000.00	MIZUHO		90.38	67,781,250.00	(4,195,312.50)	(5,149,698.80)	2.33	4.64
US TREASURY NOTES	DTD 07/31/2020 0.250% 07/31/2025	91282CAB7	50,000,000.00	PIPER J		90.08	45,039,060.00	(3,431,643.13)	(3,956,948.08)	2.42	4.63
US TREASURY NOTES	DTD 07/31/2020 0.250% 07/31/2025	91282CAB7	50,000,000.00	BARCLAY		90.08	45,039,060.00	(3,443,361.88)	(3,964,641.50)	2.42	4.63
US TREASURY NOTES	DTD 08/31/2020 0.250% 08/31/2025	91282CAJ0	50,000,000.00	DAIWA		89.81	44,906,250.00	(2,953,125.00)	(3,611,529.36)	2.49	4.61
US TREASURY NOTES	DTD 08/31/2020 0.250% 08/31/2025	91282CAJ0	50,000,000.00	CITIGRP		89.81	44,906,250.00	(574,218.75)	(1,532,671.07)	2.49	4.61
US TREASURY NOTES	DTD 08/31/2020 0.250% 08/31/2025	91282CAJ0	75,000,000.00	CITIGRP		89.81	67,359,375.00	(3,410,156.25)	(4,593,620.72)	2.49	4.61
US TREASURY NOTES	DTD 09/30/2020 0.250% 09/30/2025	91282CAM3	50,000,000.00	WELLS_F		89.64	44,820,310.00	(2,130,861.88)	(2,957,223.79)	2.58	4.54
US TREASURY NOTES	DTD 10/31/2020 0.250% 10/31/2025	91282CAT8	50,000,000.00	MORGANS		89.28	44,640,625.00	(1,148,437.50)	(2,210,859.61)	2.66	4.56
US TREASURY NOTES	DTD 10/31/2020 0.250% 10/31/2025	91282CAT8	50,000,000.00	BK AMER		89.28	44,640,625.00	552,734.37	(253,700.39)	2.66	4.56
US TREASURY NOTES	DTD 01/31/2021 0.375% 01/31/2026	91282CBH3	50,000,000.00	RBC		88.83	44,414,060.00	281,247.50	(424,943.25)	2.91	4.50
US TREASURY NOTES	DTD 01/31/2021 0.375% 01/31/2026	91282CBH3	50,000,000.00	BNP DIR		88.83	44,414,060.00	457,028.75	(243,895.55)	2.91	4.50

Managed Account Fair Market Value & Analytics

For the Month Ending **February 28, 2023**

SAN BERNARDINO COUNTY - 76990800

Security Type/Description Dated Date/Coupon/Maturity	CUSIP	Par	Broker	Next Call Date	Market Price	Market Value	Unreal G/L On Cost	Unreal G/L Amort Cost	Effective Duration	YTM at Mkt
U.S. Treasury Bond / Note										
US TREASURY NOTES DTD 01/31/2021 0.375% 01/31/2026	91282CBH3	50,000,000.00	JPMCHAS		88.83	44,414,060.00	(152,346.25)	(423,300.17)	2.91	4.50
US TREASURY NOTES DTD 02/28/2021 0.500% 02/28/2026	91282CBO3	50,000,000.00	BNP DIR		88.89	44,445,310.00	671,872.50	24,758.39	2.98	4.50
US TREASURY N/B NOTES DTD 05/31/2021 0.750% 05/31/2026	91282CCF6	50,000,000.00	STIFEL		88.91	44,453,125.00	228,515.62	(427,092.58)	3.21	4.45
US TREASURY NOTES DTD 05/31/2019 2.125% 05/31/2026	9128286X3	50,000,000.00	BARCLAY		93.05	46,523,440.00	224,611.87	(112,631.20)	3.14	4.44
US TREASURY N/B NOTES DTD 06/30/2021 0.875% 06/30/2026	91282CCJ8	50,000,000.00	BAML		89.13	44,562,500.00	(410,156.25)	(475,393.48)	3.29	4.42
US TREASURY N/B NOTES DTD 06/30/2021 0.875% 06/30/2026	91282CCJ8	50,000,000.00	DAIWA		89.13	44,562,500.00	(292,968.75)	(351,476.82)	3.29	4.42
US TREASURY NOTES DTD 05/15/2017 2.375% 05/15/2027	912828X88	50,000,000.00	CITIGRP		92.66	46,328,125.00	269,531.25	(89,626.48)	3.99	4.30
US TREASURY NOTES DTD 05/15/2017 2.375% 05/15/2027	912828X88	50,000,000.00	BARCLAY		92.66	46,328,125.00	(3,906.25)	(271,754.30)	3.99	4.30
US TREASURY NOTES DTD 06/30/2020 0.500% 06/30/2027	912828ZV5	50,000,000.00	BAML		85.22	42,609,375.00	486,328.12	(64,734.44)	4.29	4.27
US TREASURY NOTES DTD 07/31/2020 0.375% 07/31/2027	91282CAD3	50,000,000.00	TD SEC		84.53	42,265,625.00	406,250.00	(307,436.02)	4.39	4.25
US TREASURY NOTES DTD 08/15/2017 2.250% 08/15/2027	9128282R0	50,000,000.00	JEFFERI		91.91	45,953,125.00	664,062.50	348,200.21	4.26	4.26
Security Type Sub-Total		3,500,000,000.00				3,272,218,715.00	(87,775,425.75)	(118,886,807.46)	1.86	4.83

Supra-National Agency Bond / Note										
INTL BK OF RECON AND DEV NOTE DTD 04/20/2021 0.125% 04/20/2023	459058JV6	75,000,000.00	WELLS_F		99.39	74,540,175.00	(304,575.00)	(449,191.44)	0.14	4.57
INTER-AMERICAN DEVEL BK NOTES DTD 04/24/2020 0.500% 05/24/2023	4581X0DM7	20,000,000.00	RBC CAP		99.01	19,801,660.00	(191,540.00)	(197,832.27)	0.24	4.79
INTER-AMERICAN DEVELOPMENT BANK NOTE DTD 10/04/2013 3.000% 10/04/2023	4581X0CC0	25,000,000.00	BMO		98.78	24,693,875.00	(786,125.00)	(368,947.68)	0.59	5.11

Managed Account Fair Market Value & Analytics

For the Month Ending **February 28, 2023**

SAN BERNARDINO COUNTY - 76990800

Security Type/Description Dated Date/Coupon/Maturity	CUSIP	Par	Broker	Next Call Date	Market Price	Market Value	Unreal G/L On Cost	Unreal G/L Amort Cost	Effective Duration	YTM at Mkt
Supra-National Agency Bond / Note										
INTL BK RECON & DEVELOP NOTES DTD 11/24/2020 0.250% 11/24/2023	459058JM6	25,000,000.00	TD		96.50	24,125,800.00	(820,450.00)	(861,044.75)	0.73	5.17
INTL BK RECON & DEVELOP NOTES DTD 03/29/2022 2.250% 03/28/2024	45906M3C3	13,000,000.00	BOFA		96.83	12,587,679.00	(402,181.00)	(406,862.07)	1.06	5.31
INTL BANK OF RECON AND DEV SN (FLOATER) DTD 06/16/2020 4.940% 06/17/2024	45906M2B6	10,000,000.00	BMO		100.32	10,031,770.00	31,770.00	31,770.00	0.00	4.92
INTER-AMERICAN DEVEL BK NOTES DTD 07/01/2022 3.250% 07/01/2024	4581X0EE4	60,000,000.00	BMO		97.52	58,511,040.00	(1,482,960.00)	(1,484,954.53)	1.31	5.19
INTL FINANCE CORP CORPORATE NOTES DTD 09/15/2022 3.625% 09/15/2025	45950KDA5	20,000,000.00	TOR DOM		97.59	19,518,860.00	(473,340.00)	(474,528.50)	2.41	4.64
Security Type Sub-Total		248,000,000.00				243,810,859.00	(4,429,401.00)	(4,211,591.24)	0.76	4.91
Repurchase Agreement										
CANTOR FITZGERALD REPO AGRMT DTD 02/28/2023 4.520% 03/01/2023	RE1364950	100,000,000.00	CANTFIT		100.00	99,999,888.80	(111.20)	(111.20)	0.00	4.56
Security Type Sub-Total		100,000,000.00				99,999,888.80	(111.20)	(111.20)	0.00	4.56
NOW Account										
BANK OF THE WEST MONEY MARKET FUND	BKOFWEST7	1,000,000.00	DIRECT		1.00	1,000,000.00	0.00	0.00	0.00	2.45
Security Type Sub-Total		1,000,000.00				1,000,000.00	0.00	0.00	0.00	2.45
Money Market Mutual Fund										
NORTHERN TRUST INST GOVT SELECT 848	665278701	1,000,000.00			1.00	1,000,000.00	0.00	0.00	0.00	4.39
MORGAN STANLEY LIQ GOVT-INST FUND	61747C707	1,000,000.00			1.00	1,000,000.00	0.00	0.00	0.00	4.43
FEDERATED GOVT OBLIGATIONS FUND	608919718	60,000,000.00			1.00	60,000,000.00	0.00	0.00	0.00	4.40
FIDELITY GOV'T MM FUND 2642	31607A703	358,000,000.00			1.00	358,000,000.00	0.00	0.00	0.00	4.46
Security Type Sub-Total		420,000,000.00				420,000,000.00	0.00	0.00	0.00	4.45
Joint Powers Authority										

Managed Account Fair Market Value & Analytics

For the Month Ending **February 28, 2023**

SAN BERNARDINO COUNTY - 76990800

Security Type/Description	Dated Date/Coupon/Maturity	CUSIP	Par	Broker	Next Call Date	Market Price	Market Value	Unreal G/L On Cost	Unreal G/L Amort Cost	Effective Duration	YTM at Mkt
Joint Powers Authority											
INVESTMENT TRUST OF CALIFORNIA		CALTRUST3	10,000,000.00	DIRECT		1.00	10,000,000.00	0.00	0.00	0.00	4.55
CALIFORNIA ASSET MANAGEMENT PROGRAM		CAMPMF025	30,000,000.00	DIRECT		1.00	30,000,000.00	0.00	0.00	0.00	4.75
CALIFORNIA ASSET MANAGEMENT PROGRAM		CAMPMF025	39,000,000.00	DIRECT		1.00	39,000,000.00	0.00	0.00	0.00	4.75
CALIFORNIA ASSET MANAGEMENT PROGRAM		CAMPMF025	40,000,000.00	DIRECT		1.00	40,000,000.00	0.00	0.00	0.00	4.75
CALIFORNIA ASSET MANAGEMENT PROGRAM		CAMPMF025	76,000,000.00	DIRECT		1.00	76,000,000.00	0.00	0.00	0.00	4.75
CALIFORNIA ASSET MANAGEMENT PROGRAM		CAMPMF025	99,000,000.00	DIRECT		1.00	99,000,000.00	0.00	0.00	0.00	4.75
CALIFORNIA ASSET MANAGEMENT PROGRAM		CAMPMF025	120,000,000.00	DIRECT		1.00	120,000,000.00	0.00	0.00	0.00	4.75
CALIFORNIA ASSET MANAGEMENT PROGRAM		CAMPMF025	150,000,000.00	DIRECT		1.00	150,000,000.00	0.00	0.00	0.00	4.75
Security Type Sub-Total			564,000,000.00				564,000,000.00	0.00	0.00	0.00	4.75
Federally Insured Cash Account											
STONECASTLE FICA		FICAMF003	25,000,000.00			1.00	25,000,000.00	0.00	0.00	0.00	4.40
Security Type Sub-Total			25,000,000.00				25,000,000.00	0.00	0.00	0.00	4.40
Federal Agency Discount Note											
FED HOME LN DISCOUNT NT DISC NOTES DTD 04/20/2022 0.000% 04/20/2023		313384EP0	100,000,000.00	LOOP CA		99.33	99,325,990.30	741,629.19	(47,620.81)	0.15	4.79
FED HOME LN DISCOUNT NT DISC NOTES DTD 05/19/2022 0.000% 05/19/2023		313384FU8	75,000,000.00	ACADEMY		98.93	74,198,654.48	488,185.73	(46,730.94)	0.23	4.86
FED HOME LN DISCOUNT NT DISC NOTES DTD 06/02/2022 0.000% 06/02/2023		313384GJ2	50,000,000.00	CHASE		98.66	49,330,205.40	286,288.73	(73,044.60)	0.27	5.20
FED FARM CRD DISCOUNT NT DISC NOTES DTD 12/29/2022 0.000% 09/01/2023		313312LD0	75,000,000.00	LOOP CA		97.38	73,033,373.48	411,373.48	(187,959.85)	0.53	5.24
Security Type Sub-Total			300,000,000.00				295,888,223.66	1,927,477.13	(355,356.20)	0.28	4.99

Managed Account Fair Market Value & Analytics

For the Month Ending **February 28, 2023**

SAN BERNARDINO COUNTY - 76990800

Security Type/Description	Dated Date/Coupon/Maturity	CUSIP	Par	Broker	Next Call Date	Market Price	Market Value	Unreal G/L On Cost	Unreal G/L Amort Cost	Effective Duration	YTM at Mkt
Federal Agency Commercial Mortgage-Backed Security											
FHMS K033 A2	DTD 10/01/2013 3.060% 07/01/2023	3137B4WB8	2,793,675.00	CANTFIT		99.18	2,770,895.74	(201,094.30)	(45,946.92)	0.33	5.51
FHMS K034 A2	DTD 11/01/2013 3.531% 07/01/2023	3137B5JM6	23,841,755.75	MORGANS		99.25	23,662,092.15	(399,454.78)	(399,454.78)	0.33	5.80
FHLMC MULTIFAMILY STRUCTURED P	DTD 11/01/2016 2.454% 08/01/2023	3137BSPW7	22,856,598.16	CANTFIT		98.85	22,593,186.61	(211,627.07)	(241,881.59)	0.36	5.24
FHLMC SERIES K037 A2	DTD 03/01/2014 3.490% 01/01/2024	3137B7YY9	59,843,000.00	JPMCHAS		98.51	58,952,458.96	(1,577,800.49)	(1,235,863.52)	0.82	5.31
FHMS K039 A2	DTD 09/01/2014 3.303% 07/01/2024	3137BDCW4	25,000,000.00	LOOP		97.54	24,385,303.50	(473,094.94)	(517,370.36)	1.20	5.21
FHMS KMP1 A2	DTD 09/01/2017 2.982% 08/01/2024	3137FATE8	50,000,000.00	JPMCHAS		97.15	48,575,490.00	(5,447,947.50)	(3,096,378.74)	1.39	5.07
FHMS K729 A2	DTD 12/01/2017 3.136% 10/01/2024	3137FCM43	16,500,000.00	CANTFIT		97.25	16,046,803.58	(1,922,727.67)	(1,088,787.86)	1.46	4.94
FHMS K042 A2	DTD 01/28/2015 2.670% 12/01/2024	3137BFXT3	65,470,000.00	JPMCHAS		95.90	62,785,324.74	(1,620,787.76)	(1,620,787.76)	1.71	5.12
FHMS K045 A2	DTD 05/01/2015 3.023% 01/01/2025	3137BHXJ1	22,736,960.50	MS		96.21	21,875,775.16	(3,103,795.69)	(1,882,211.19)	1.76	5.19
FHMS K046 A2	DTD 06/17/2015 3.205% 03/01/2025	3137BJP64	50,000,000.00	MS		96.29	48,147,368.50	(225,678.38)	(225,678.38)	1.91	5.16
FHMS K732 AM	DTD 06/28/2018 3.700% 05/01/2025	3137FG7G4	25,000,000.00	CANTFIT		96.89	24,221,589.75	(2,022,550.88)	(1,634,500.07)	2.08	5.22
FHMS K047 A2	DTD 07/30/2015 3.329% 05/01/2025	3137BKRJ1	75,000,000.00	MORGANS		96.40	72,300,207.00	(3,408,777.38)	(3,408,777.38)	2.02	5.08
FHMS KJ32 A1	DTD 11/01/2020 0.516% 06/01/2025	3137F72U8	481,136.28	JPM		96.16	462,667.15	(18,467.19)	(18,468.16)	1.18	2.27
FHLMC SERIES K049 A2	DTD 10/01/2015 3.010% 07/01/2025	3137BLMZ8	10,000,000.00	FHN		95.58	9,557,825.20	(466,393.55)	(460,045.56)	2.17	5.02
FHMS K733 A2	DTD 11/09/2018 3.750% 08/01/2025	3137FJXQ7	3,330,000.00	MORGANS		97.11	3,233,655.14	(381,346.03)	(280,512.28)	2.31	5.02
FHMS K050 A2	DTD 11/01/2015 3.334% 08/01/2025	3137BLW95	30,000,000.00	CANTFIT		96.19	28,857,329.40	(1,999,311.23)	(1,758,838.47)	2.32	5.01
FHMS K052 A1	DTD 12/01/2015 3.308% 09/01/2025	3137BM7C4	50,000,000.00	JPMCHAS		96.06	48,028,005.50	(2,405,588.25)	(2,302,334.45)	2.30	4.99

Managed Account Fair Market Value & Analytics

For the Month Ending **February 28, 2023**

SAN BERNARDINO COUNTY - 76990800

Security Type/Description	CUSIP	Par	Broker	Next Call Date	Market Price	Market Value	Unreal G/L On Cost	Unreal G/L Amort Cost	Effective Duration	YTM at Mkt
Federal Agency Commercial Mortgage-Backed Security										
FHMS K726 A1 DTD 06/01/2017 2.700% 10/01/2025	3137BYLE8	25,000,000.00	INCAPIT		94.49	23,621,332.25	(3,241,949.00)	(2,468,946.87)	2.49	4.98
FHMS KJ23 A1 DTD 01/29/2019 3.683% 10/01/2025	3137FKSQ0	60,000,000.00	JPMCHAS		96.88	58,127,338.20	(7,103,911.80)	(5,023,414.67)	2.46	4.97
FRESB 2021-SB82 A5 DTD 01/01/2021 0.670% 11/01/2025	30318CAA5	1,152,334.59	PIPER J		100.00	1,152,334.59	(5,651.05)	(3,162.51)	2.65	0.67
FRESB 2021-SB82 A5 DTD 01/01/2021 0.670% 11/01/2025	30318CAA5	2,688,780.79	WELLS_F		100.00	2,688,780.79	(13,185.80)	(7,379.21)	2.65	0.67
FRESB 2021-SB83 DTD 02/01/2021 0.670% 01/01/2026	30318NAA1	3,458,458.08	JPMCHAS		100.00	3,458,458.08	(16,240.91)	(9,477.67)	2.81	0.67
FHMS K055 A2 DTD 06/22/2016 2.673% 03/01/2026	3137BPW21	83,500,000.00	MORGANS		93.98	78,473,026.96	(2,766,601.95)	(2,766,601.95)	2.88	4.83
FHMS KJ34 A1 DTD 07/01/2021 0.681% 06/01/2026	3137H1LS3	4,136,009.08	JPMCHAS		91.28	3,775,221.08	(360,738.37)	(360,754.65)	2.01	3.52
FHMS K736 A2 DTD 09/01/2019 2.282% 07/01/2026	3137FNWX4	15,000,000.00	MORGANS		92.63	13,894,182.45	(1,664,801.93)	(1,515,716.99)	3.00	4.67
FHMS KJ21 A2 DTD 09/01/2018 3.700% 09/01/2026	3137FHGE7	10,387,687.37	CANTFIT		96.73	10,048,244.24	(130,066.31)	(143,104.43)	3.28	4.71
FHMS K729 A2 DTD 01/01/2020 2.525% 10/01/2026	3137FOXJ7	8,250,000.00	CANTFIT		92.81	7,656,548.79	(1,159,349.65)	(979,760.20)	3.42	4.71
FHMS KJ36 A1 DTD 12/01/2021 1.298% 12/01/2026	3137H4RZ5	1,720,992.69	MORGANS		90.68	1,560,590.37	(160,395.44)	(160,397.11)	2.57	3.98
FHMS K062 A2 DTD 02/01/2017 3.413% 12/01/2026	3137BUX60	10,000,000.00	MORGANS		95.42	9,541,878.70	(1,208,121.30)	(1,038,725.48)	3.51	4.75
FHMS K062 A2 DTD 02/01/2017 3.413% 12/01/2026	3137BUX60	18,867,855.00	TOR DOM		95.42	18,003,478.37	(2,303,050.57)	(1,978,110.10)	3.51	4.75
FRESB 2022-SB97 DTD 04/01/2022 1.780% 02/01/2027	30311SAA7	21,822,145.40	WELLS_F		90.06	19,653,030.69	(1,304,259.45)	(1,459,299.37)	3.77	4.55
FHMS KJ39 A1 DTD 04/01/2022 2.750% 04/01/2027	3137H73W1	38,302,288.08	MORGANS		94.51	36,200,370.74	(2,095,597.45)	(2,096,696.26)	3.85	4.21
FHLMC MULTIFAMILY STRUCTURED P DTD 07/01/2017 3.243% 04/01/2027	3137F1G44	50,000,000.00	JPMCHAS		94.65	47,324,102.00	(2,963,007.38)	(2,913,220.55)	3.81	4.68
FRESB 2022-SB103 A5F DTD 10/01/2022 2.080% 06/01/2027	30329MAA0	8,482,754.50	WELLSFA		90.20	7,651,570.95	51,981.48	(13,321.12)	4.05	4.62

Managed Account Fair Market Value & Analytics

For the Month Ending **February 28, 2023**

SAN BERNARDINO COUNTY - 76990800

Security Type/Description Dated Date/Coupon/Maturity	CUSIP	Par	Broker	Next Call Date	Market Price	Market Value	Unreal G/L On Cost	Unreal G/L Amort Cost	Effective Duration	YTM at Mkt
Federal Agency Commercial Mortgage-Backed Security										
FHLMC MULTIFAMILY STRUCTURED P DTD 08/01/2017 3.117% 06/01/2027	3137F2LJ3	36,557,817.00	TOR DOM		94.12	34,408,170.93	(3,697,641.13)	(3,395,906.48)	3.84	4.64
FHMS K068 A2 DTD 10/27/2017 3.244% 08/01/2027	3137FBBX3	81,306,000.00	CANTFIT		94.46	76,804,194.92	(3,180,582.58)	(3,180,582.58)	4.10	4.63
FHMS K739 A2 DTD 11/01/2020 1.336% 09/01/2027	3137F64P9	12,000,000.00	JPMCHAS		87.33	10,479,275.88	(1,974.12)	(125,001.35)	4.36	4.45
FHMS K740 A2 DTD 11/01/2020 1.470% 09/01/2027	3137F72B0	22,000,000.00	JPMCHAS		87.34	19,214,697.26	(28,427.74)	(251,750.02)	4.34	4.59
FRESB 2022-SB104 ASF DTD 11/01/2022 2.600% 09/01/2027	303290AA1	25,942,902.70	JPMCHAS		91.23	23,666,955.19	(14,712.22)	(147,954.35)	4.23	4.77
FHMS KGX1 AFX DTD 12/01/2017 3.000% 10/01/2027	3137FCKD5	70,500,000.00	JPMCHAS		93.57	65,967,797.52	(500,483.73)	(619,613.31)	4.27	4.56

Security Type Sub-Total		1,143,929,150.97				1,089,827,559.03	(59,755,211.49)	(50,876,734.70)	2.63	4.88
--------------------------------	--	-------------------------	--	--	--	-------------------------	------------------------	------------------------	-------------	-------------

Federal Agency Bond / Note										
FEDERAL HOME LOAN BANKS NOTES DTD 03/01/2018 2.750% 03/10/2023	3130ADRG9	10,000,000.00	TOR DOM		99.95	9,994,600.00	(48,080.00)	(5,652.54)	0.03	4.64
FREDDIE MAC NOTES DTD 04/20/2020 0.375% 04/20/2023	3137EAE08	50,000,000.00	CITIGRP		99.38	49,691,550.00	(183,450.00)	(302,742.24)	0.14	4.84
FREDDIE MAC NOTES DTD 05/07/2020 0.375% 05/05/2023	3137EAER6	100,000,000.00	WELLS_F		99.19	99,192,100.00	(765,900.00)	(805,402.29)	0.18	4.88
FFCB NOTES DTD 05/10/2021 0.125% 05/10/2023	3133EMYX4	56,000,000.00	BARCLAY		99.08	55,486,424.00	(441,896.00)	(506,702.58)	0.20	4.88
FANNIE MAE NOTES DTD 05/22/2020 0.250% 05/22/2023	3135G04Q3	100,000,000.00	CITIGRP		98.94	98,943,800.00	(755,200.00)	(1,033,659.36)	0.23	4.94
FEDERAL HOME LOAN BANKS NOTES DTD 01/06/2023 4.730% 06/01/2023	3130AUG01	50,000,000.00	LOOP CA		99.92	49,960,550.00	(39,450.00)	(39,450.00)	0.26	5.01
FFCB FLOATING NOTES DTD 06/09/2020 4.870% 06/09/2023	3133ELH72	45,000,000.00	LOOP CA		100.11	45,047,520.00	47,520.00	47,520.00	0.00	4.86
FREDDIE MAC NOTES DTD 06/26/2020 0.250% 06/26/2023	3137EAES4	23,000,000.00	TOR DOM		98.49	22,652,516.00	(280,324.00)	(340,308.00)	0.32	5.01
FEDERAL HOME LOAN BANKS NOTES DTD 12/16/2022 4.730% 07/03/2023	3130AUBJ2	50,000,000.00	BREAN		99.86	49,931,650.00	(68,350.00)	(68,350.00)	0.34	5.10

Managed Account Fair Market Value & Analytics

For the Month Ending **February 28, 2023**

SAN BERNARDINO COUNTY - 76990800

Security Type/Description	CUSIP	Par	Broker	Next Call Date	Market Price	Market Value	Unreal G/L On Cost	Unreal G/L Amort Cost	Effective Duration	YTM at Mkt
Federal Agency Bond / Note										
FEDERAL HOME LOAN BANK NOTES DTD 12/12/2022 4.800% 07/03/2023	3130AU6Y5	75,000,000.00	PERSH		99.89	74,914,800.00	(85,200.00)	(85,200.00)	0.34	5.10
FEDERAL HOME LOAN BANKS NOTES DTD 12/07/2022 4.800% 07/03/2023	3130AU4Z4	150,000,000.00	LOOP		99.89	149,829,600.00	(170,400.00)	(170,400.00)	0.34	5.10
FANNIE MAE NOTES DTD 07/10/2020 0.250% 07/10/2023	3135G05G4	50,000,000.00	CITIGRP		98.29	49,146,050.00	(746,450.00)	(841,089.27)	0.36	5.06
FEDERAL HOME LOAN BANKS NOTES DTD 12/07/2022 4.860% 08/01/2023	3130AU4C5	100,000,000.00	LOOP		99.89	99,888,900.00	(111,100.00)	(111,100.00)	0.42	5.11
FEDERAL HOME LOAN BANKS NOTES DTD 12/19/2022 4.780% 08/01/2023	3130AUBU7	100,000,000.00	LOOP CA		99.86	99,856,400.00	(143,600.00)	(143,600.00)	0.42	5.11
FEDERAL HOME LOAN BANKS NOTES DTD 12/27/2022 4.820% 08/01/2023	3130AUD27	100,000,000.00	BREAN		99.87	99,872,700.00	(127,300.00)	(127,300.00)	0.42	5.11
FEDERAL FARM CREDIT BANKS NOTES DTD 08/14/2019 1.600% 08/14/2023	3133EKZK5	10,000,000.00	WELLSFAR		98.44	9,843,990.00	(203,110.00)	(161,417.05)	0.46	5.10
FREDDIE MAC NOTES DTD 08/21/2020 0.250% 08/24/2023	3137EAEV7	45,000,000.00	CITIGRP		97.71	43,969,725.00	(984,375.00)	(1,022,917.62)	0.48	5.10
FEDERAL HOME LOAN BANK NOTES DTD 09/10/2021 0.125% 08/28/2023	3130ANYM6	50,000,000.00	WELLS_F		97.60	48,799,850.00	(1,094,150.00)	(1,173,539.12)	0.50	5.05
FEDERAL HOME LOAN BANKS NOTES DTD 12/01/2022 4.860% 09/01/2023	3130AU2L7	100,000,000.00	GREAT P		99.86	99,862,700.00	(137,300.00)	(137,300.00)	0.50	5.14
FREDDIE MAC NOTES DTD 09/04/2020 0.250% 09/08/2023	3137EAEW5	32,000,000.00	WELLS_F		97.52	31,207,648.00	(781,792.00)	(790,516.73)	0.52	5.12
FREDDIE MAC NOTES DTD 10/16/2020 0.125% 10/16/2023	3137EAEY1	64,000,000.00	WELLS_F		96.94	62,042,176.00	(1,719,104.00)	(1,907,899.91)	0.63	5.14
FREDDIE MAC NOTES DTD 11/05/2020 0.250% 11/06/2023	3137EAEZ8	75,000,000.00	CITIGRP		96.74	72,557,400.00	(2,375,100.00)	(2,427,203.10)	0.68	5.16
FEDERAL HOME LOAN BANK NOTES DTD 11/12/2021 0.500% 11/09/2023	3130APU29	35,000,000.00	MORGANS		96.87	33,904,745.00	(1,079,155.00)	(1,089,652.11)	0.69	5.16
FANNIE MAE NOTES DTD 11/25/2020 0.250% 11/27/2023	3135G06H1	50,000,000.00	JPMCHAS		96.47	48,234,650.00	(1,708,350.00)	(1,751,268.87)	0.74	5.16
FREDDIE MAC NOTES DTD 12/04/2020 0.250% 12/04/2023	3137EAFA2	62,000,000.00	CITIGRP		96.36	59,741,526.00	(2,197,094.00)	(2,242,890.77)	0.76	5.19
FANNIE MAE NOTES DTD 02/08/2019 2.500% 02/05/2024	3135GOV34	100,000,000.00	JPM_CHAS		97.55	97,547,100.00	(2,080,900.00)	(2,383,315.80)	0.92	5.23

Managed Account Fair Market Value & Analytics

For the Month Ending **February 28, 2023**

SAN BERNARDINO COUNTY - 76990800

Security Type/Description	Dated Date/Coupon/Maturity	CUSIP	Par	Broker	Next Call Date	Market Price	Market Value	Unreal G/L On Cost	Unreal G/L Amort Cost	Effective Duration	YTM at Mkt
Federal Agency Bond / Note											
FHLB BONDS		3130AFW94	50,000,000.00	BARCLAYS		97.49	48,745,200.00	(1,077,800.00)	(1,220,933.22)	0.95	5.23
DTD 02/15/2019 2.500% 02/13/2024											
FEDERAL HOME LOAN BANK NOTES		3130ARHG9	30,000,000.00	WELLS_F		97.04	29,111,520.00	(854,280.00)	(870,822.13)	0.99	5.20
DTD 03/25/2022 2.125% 02/28/2024											
FEDERAL HOME LOAN BANKS NOTES		3130A0XE5	50,000,000.00	CANTFIT		98.04	49,019,000.00	(145,800.00)	(390,981.82)	1.00	5.25
DTD 02/12/2014 3.250% 03/08/2024											
FHLMC (CALLABLE) NOTES		3134GVPP7	25,000,000.00	CANTFIT		94.80	23,700,825.00	(1,299,175.00)	(1,299,175.00)	1.16	5.23
DTD 04/29/2020 0.570% 04/29/2024											
FEDERAL FARM CREDIT BANK NOTES		3133ENWP1	40,000,000.00	CITIGRP		96.99	38,797,560.00	(1,148,440.00)	(1,169,788.84)	1.19	5.21
DTD 05/16/2022 2.625% 05/16/2024											
FHLMC (CALLABLE) NOTES		3134GVUY2	25,000,000.00	WELLS_F		94.50	23,625,700.00	(1,374,300.00)	(1,374,300.00)	1.22	5.21
DTD 05/20/2020 0.510% 05/20/2024											
FHLMC (CALLABLE) NOTES		3134GVXC7	25,000,000.00	INCAPIT		94.49	23,622,775.00	(1,377,225.00)	(1,377,225.00)	1.22	5.21
DTD 05/20/2020 0.500% 05/20/2024											
FEDERAL HOME LOAN BANK NOTES		3130ATVC8	50,000,000.00	MS		99.57	49,786,200.00	(277,800.00)	(267,437.01)	1.25	5.21
DTD 11/07/2022 4.875% 06/14/2024											
FEDERAL HOME LOAN BANK NOTES		3130ASDS5	50,000,000.00	FHN		96.90	48,448,350.00	(1,435,650.00)	(1,476,536.52)	1.31	5.20
DTD 06/10/2022 2.750% 06/28/2024											
FANNIE MAE NOTES		3135G0V75	25,000,000.00	CITI		95.62	23,905,850.00	(875,150.00)	(1,035,308.79)	1.33	5.17
DTD 07/08/2019 1.750% 07/02/2024											
FEDERAL HOME LOAN BANK NOTES		3130ASME6	25,000,000.00	CITIGRP		97.18	24,295,550.00	(655,950.00)	(671,608.00)	1.33	5.18
DTD 07/08/2022 3.000% 07/08/2024											
FEDERAL HOME LOAN BANK NOTES		3130A2UW4	25,000,000.00	WELLSFAR		96.80	24,199,675.00	(2,251,075.00)	(1,249,290.58)	1.49	5.07
DTD 08/15/2014 2.875% 09/13/2024											
FEDERAL HOME LOAN BANK NOTES		3130A2UW4	25,000,000.00	MORGANST		96.80	24,199,675.00	(2,233,650.00)	(1,244,387.10)	1.49	5.07
DTD 08/15/2014 2.875% 09/13/2024											
FEDERAL FARM CREDIT BANK NOTES		3133ENP79	50,000,000.00	MORGAN_		98.82	49,409,050.00	(586,950.00)	(587,803.63)	1.51	5.04
DTD 09/26/2022 4.250% 09/26/2024											
FEDERAL HOME LOAN BANK NOTES		3130ATT31	75,000,000.00	WELLS_F		99.21	74,408,775.00	(509,475.00)	(523,833.36)	1.53	5.02
DTD 10/28/2022 4.500% 10/03/2024											
FANNIE MAE NOTES		3135G0W66	25,000,000.00	CITI		94.77	23,692,700.00	(1,264,550.00)	(1,293,378.13)	1.60	5.01
DTD 10/18/2019 1.625% 10/15/2024											
FEDERAL FARM CREDIT BANK NOTES		3133ENZ94	50,000,000.00	DAIWA		99.13	49,565,850.00	(381,150.00)	(388,742.09)	1.65	5.03
DTD 11/18/2022 4.500% 11/18/2024											

Managed Account Fair Market Value & Analytics

For the Month Ending **February 28, 2023**

SAN BERNARDINO COUNTY - 76990800

Security Type/Description	CUSIP	Par	Broker	Next Call Date	Market Price	Market Value	Unreal G/L On Cost	Unreal G/L Amort Cost	Effective Duration	YTM at Mkt
Federal Agency Bond / Note										
FFCB NOTES	3133ENEJ5	75,000,000.00	WELLS_F		93.35	70,011,675.00	(4,902,075.00)	(4,938,904.38)	1.70	4.96
DTD 11/18/2021 0.875% 11/18/2024										
FEDERAL HOME LOAN BANK NOTES	3130A3GE8	10,000,000.00	JEFFERIE		96.28	9,628,350.00	(887,280.00)	(555,141.22)	1.75	4.95
DTD 11/06/2014 2.750% 12/13/2024										
FEDERAL HOME LOAN BANK NOTES	3130A3GE8	25,000,000.00	INTL_FCS		96.28	24,070,875.00	(2,313,625.00)	(1,421,810.83)	1.75	4.95
DTD 11/06/2014 2.750% 12/13/2024										
FEDERAL HOME LOAN BANK NOTES	3130A3GE8	25,000,000.00	WELLSFAR		96.28	24,070,875.00	(2,216,625.00)	(1,387,292.57)	1.75	4.95
DTD 11/06/2014 2.750% 12/13/2024										
FEDERAL HOME LOAN BANK NOTES	3130AOF40	25,000,000.00	WELLS_F		93.31	23,328,350.00	(313,150.00)	(656,236.64)	1.79	4.91
DTD 12/22/2021 1.000% 12/20/2024										
FEDERAL HOME LOAN BANK NOTES	3130AOF40	25,000,000.00	BARCLAY		93.31	23,328,350.00	(336,650.00)	(673,801.76)	1.79	4.91
DTD 12/22/2021 1.000% 12/20/2024										
FFCB NOTES	3133ENKS8	38,000,000.00	JPMCHAS		93.41	35,494,812.00	(2,419,688.00)	(2,452,132.55)	1.83	4.89
DTD 01/11/2022 1.125% 01/06/2025										
FANNIE MAE NOTES	3135G0X24	75,000,000.00	BARCLAYS		94.27	70,703,625.00	(4,057,125.00)	(4,207,443.26)	1.83	4.90
DTD 01/10/2020 1.625% 01/07/2025										
FREDDIE MAC NOTES	3137EAEP0	50,000,000.00	WELLSFAR		93.81	46,904,550.00	(3,056,950.00)	(3,080,387.53)	1.93	4.87
DTD 02/14/2020 1.500% 02/12/2025										
FEDERAL FARM CREDIT BANK NOTES	3133ENPG9	30,000,000.00	WELLS_F		94.25	28,275,780.00	(1,644,120.00)	(1,671,844.11)	1.93	4.87
DTD 02/15/2022 1.750% 02/14/2025										
FEDERAL HOME LOAN BANKS NOTES	3130A4CH3	25,840,000.00	DAIWA		95.24	24,608,827.36	(2,049,267.04)	(1,547,360.81)	1.98	4.86
DTD 02/17/2015 2.375% 03/14/2025										
FANNIE MAE NOTES	3135G03U5	50,000,000.00	CITIGRP		91.52	45,760,050.00	(4,136,950.00)	(4,195,734.54)	2.13	4.84
DTD 04/24/2020 0.625% 04/22/2025										
FHLMC (CALLABLE) NOTES	3134GVPR3	25,000,000.00	PIPER J		91.62	22,906,050.00	(2,093,950.00)	(2,093,950.00)	2.16	4.79
DTD 05/06/2020 0.700% 05/06/2025										
FANNIE MAE NOTES	3135G04Z3	50,000,000.00	WELLS_F		90.82	45,410,550.00	(4,485,950.00)	(4,541,842.27)	2.28	4.77
DTD 06/19/2020 0.500% 06/17/2025										
FREDDIE MAC NOTES	3137EAEU9	45,000,000.00	WELLS_F		90.25	40,611,735.00	(4,164,165.00)	(4,281,006.61)	2.38	4.74
DTD 07/23/2020 0.375% 07/21/2025										
FANNIE MAE NOTES	3135G05X7	50,000,000.00	BARCLAY		89.95	44,975,150.00	(4,790,850.00)	(4,908,363.16)	2.48	4.71
DTD 08/27/2020 0.375% 08/25/2025										
FREDDIE MAC (CALLABLE) NOTES	3134GWA22	19,900,000.00	OPCO		90.35	17,979,789.30	(1,920,210.70)	(1,920,210.70)	2.48	4.68
DTD 09/02/2020 0.550% 09/02/2025										

Managed Account Fair Market Value & Analytics

For the Month Ending **February 28, 2023**

SAN BERNARDINO COUNTY - 76990800

Security Type/Description Dated Date/Coupon/Maturity	CUSIP	Par	Broker	Next Call Date	Market Price	Market Value	Unreal G/L On Cost	Unreal G/L Amort Cost	Effective Duration	YTM at Mkt
Federal Agency Bond / Note										
FEDERAL HOME LOAN BANK NOTES DTD 09/11/2020 0.375% 09/04/2025	3130AK5E2	14,000,000.00	WELLS_F		90.01	12,601,204.00	(1,356,796.00)	(1,377,599.74)	2.50	4.64
FREDDIE MAC NOTES DTD 09/25/2020 0.375% 09/23/2025	3137EAEX3	20,000,000.00	CITIGRP		89.79	17,957,580.00	(1,982,220.00)	(2,011,494.89)	2.55	4.65
FANNIE MAE NOTES DTD 11/12/2020 0.500% 11/07/2025	3135G06G3	45,000,000.00	BARCLAY		89.75	40,387,410.00	(4,451,490.00)	(4,525,714.55)	2.67	4.60
FEDERAL HOME LOAN BANK NOTES (CALLABLE) DTD 02/24/2021 0.750% 02/24/2026	3130ALCV4	58,700,000.00	CITIGRP	05/24/23	88.83	52,140,568.50	(878,445.50)	(1,050,137.52)	0.26	4.82
FEDERAL HOME LOAN BANK NOTES (CALLABLE) DTD 10/26/2021 1.250% 10/26/2026	3130APJ55	34,770,000.00	CITIGRP	04/26/23	88.61	30,808,480.05	(418,456.95)	(475,897.91)	0.20	4.68
FEDERAL HOME LOAN BANK NOTES (CALLABLE) DTD 10/26/2021 1.250% 10/26/2026	3130APJ55	48,940,000.00	CITIGRP	04/26/23	88.61	43,364,021.10	(737,036.40)	(864,098.35)	0.20	4.68
FEDERAL HOME LOAN BANK NOTES (CALLABLE) DTD 11/23/2021 1.500% 11/23/2026	3130APVJ1	50,000,000.00	CITIGRP	03/23/23	89.33	44,666,250.00	(388,750.00)	(442,578.01)	0.11	4.65
FANNIE MAE NOTES (CALLABLE) DTD 12/18/2020 0.875% 12/18/2026	3135G06L2	44,500,000.00	DIRECT	03/18/23	86.88	38,662,712.50	(439,437.50)	(740,542.06)	0.11	4.68
FEDERAL HOME LOAN BANK NOTES DTD 12/22/2021 1.250% 12/21/2026	3130AOF65	50,000,000.00	WELLS_F		89.06	44,528,450.00	(5,550.00)	(337,717.45)	3.72	4.40
FEDERAL HOME LOAN BANK NOTES (CALLABLE) DTD 02/26/2021 1.000% 02/26/2027	3130ALDA9	22,500,000.00	INSPERE	05/26/23	86.97	19,567,395.00	(364,230.00)	(412,624.68)	0.27	4.61
FEDERAL HOME LOAN BANK NOTES (CALLABLE) DTD 02/26/2021 1.115% 02/26/2027	3130ALGL2	25,000,000.00	LOOP CA	05/26/23	87.37	21,843,025.00	(462,475.00)	(525,641.44)	0.27	4.62
FHLB NOTES (CALLABLE) DTD 02/26/2021 0.920% 02/26/2027	3130ALCE2	25,000,000.00	CITIGRP	05/26/23	86.68	21,670,550.00	(424,450.00)	(469,564.79)	0.27	4.61
FEDERAL HOME LOAN BANK NOTES (CALLABLE) DTD 02/26/2021 1.115% 02/26/2027	3130ALGL2	25,510,000.00	LOOP CA	05/26/23	87.37	22,288,622.71	(384,665.29)	(438,116.12)	0.27	4.62

Managed Account Fair Market Value & Analytics

For the Month Ending **February 28, 2023**

SAN BERNARDINO COUNTY - 76990800

Security Type/Description	CUSIP	Par	Broker	Next Call Date	Market Price	Market Value	Unreal G/L On Cost	Unreal G/L Amort Cost	Effective Duration	YTM at Mkt
Federal Agency Bond / Note										
FHLB NOTES (CALLABLE) DTD 02/26/2021 0.900% 02/26/2027	3130AL5A8	37,400,000.00	LOOP CA	05/26/23	86.61	32,392,514.00	(100,606.00)	(275,851.71)	0.27	4.61
FEDERAL FARM CREDIT BANK NOTES DTD 01/06/2023 4.000% 01/06/2028	3133EN5N6	50,000,000.00	DAIWA		98.97	49,482,800.00	(432,200.00)	(434,713.69)	4.43	4.24
Security Type Sub-Total		3,522,060,000.00				3,381,085,901.52	(94,643,469.38)	(94,978,664.43)	1.00	4.98
Corporate Note										
TOTOTA MOTOR CREDIT CORP CORP NOTE (FLOA DTD 12/13/2021 4.900% 06/13/2023	89236TJS5	10,000,000.00	JPMCHAS		100.03	10,002,680.00	2,680.00	2,680.00	0.00	4.90
JOHN DEERE CAPITAL CORP CORPORATE NOTES DTD 06/04/2020 0.700% 07/05/2023	24422EVH9	3,000,000.00	BARCLAY		98.43	2,952,930.00	(44,610.00)	(46,794.72)	0.35	5.30
CHEVRON USA INC CORPORATE NOTES DTD 08/12/2020 0.426% 08/11/2023	166756AJ5	10,000,000.00	BARCLAY		98.01	9,800,860.00	(199,140.00)	(199,140.00)	0.45	4.98
JOHN DEERE CAPITAL CORP CORPORATE NOTES DTD 10/09/2020 0.400% 10/10/2023	24422EVJ5	3,000,000.00	MITSU		97.03	2,910,957.00	(85,563.00)	(88,334.93)	0.61	5.40
JOHN DEERE CAPITAL CORP CORPORATE NOTES DTD 01/10/2022 0.900% 01/10/2024	24422EVX4	3,000,000.00	RBC		96.34	2,890,080.00	(109,440.00)	(109,712.88)	0.86	5.31
BANK OF NY MELLON CORP NOTES (CALLABLE) DTD 02/04/2014 3.650% 02/04/2024	06406HCS6	6,957,000.00	JPMCHAS	01/05/24	98.43	6,848,102.08	(514,908.44)	(271,511.95)	0.84	5.40
TOYOTA MOTOR CREDIT CORP CORPORATE NOTES DTD 03/22/2022 2.500% 03/22/2024	89236TJX4	20,000,000.00	JPMCHAS		97.15	19,429,920.00	(557,680.00)	(563,515.29)	1.04	5.30
AMAZON.COM INC CORPORATE NOTES DTD 04/13/2022 2.730% 04/13/2024	023135CD6	50,000,000.00	JPMCHAS		97.44	48,721,100.00	(1,278,900.00)	(1,278,900.00)	1.10	5.11
BANK ON NY MELLON CORP FLT NOTES (CALLAB DTD 04/26/2021 4.810% 04/26/2024	06406RAT4	15,000,000.00	JPM	03/26/24	99.61	14,940,870.00	(59,130.00)	(59,130.00)	0.00	4.83

Managed Account Fair Market Value & Analytics

For the Month Ending **February 28, 2023**

SAN BERNARDINO COUNTY - 76990800

Security Type/Description	CUSIP	Par	Broker	Next Call Date	Market Price	Market Value	Unreal G/L On Cost	Unreal G/L Amort Cost	Effective Duration	YTM at Mkt
Corporate Note										
BANK OF NY MELLON CORP NOTES (CALLABLE) DTD 04/26/2021 0.500% 04/26/2024	06406RAS6	35,000,000.00	JPM	03/26/24	94.63	33,120,220.00	(1,842,330.00)	(1,865,360.38)	1.07	5.35
JOHN DEERE CAPITAL CORP CORPORATE NOTES DTD 06/10/2021 0.450% 06/07/2024	24422EVO9	30,000,000.00	LOOP		94.19	28,257,150.00	(1,705,350.00)	(1,726,930.51)	1.27	5.24
TOYOTA MOTOR CREDIT CORP CORPORATE NOTES DTD 06/18/2021 0.500% 06/18/2024	89236TJH9	15,000,000.00	CITIGRP		94.17	14,126,085.00	(856,065.00)	(866,178.91)	1.30	5.19
TOTOTA MOTOR CREDIT CORP NOTE (FLOAT) DTD 06/18/2021 4.810% 06/18/2024	89236TJJ5	20,000,000.00	CITIGRP		99.82	19,964,700.00	(35,300.00)	(35,300.00)	0.00	4.82
JOHN DEERE CAPITAL CORP CORPORATE NOTES DTD 09/10/2021 0.625% 09/10/2024	24422EVU0	15,000,000.00	CITIGRP		93.49	14,023,335.00	(966,915.00)	(971,692.14)	1.52	5.11
TOYOTA MOTOR CREDIT CORP CORPORATE NOTES DTD 09/13/2021 0.625% 09/13/2024	89236TJN6	40,000,000.00	JPMCHAS		93.37	37,346,760.00	(2,634,440.00)	(2,643,599.85)	1.53	5.17
JOHN DEERE CAPITAL CORP CORPORATE NOTES DTD 10/11/2022 4.550% 10/11/2024	24422EWM7	15,000,000.00	CITIGRP		99.33	14,899,215.00	(91,185.00)	(93,036.71)	1.55	4.99
BANK OF NY MELLON CORP (CALLABLE) CORPOR DTD 10/25/2021 0.850% 10/25/2024	06406RAX5	50,000,000.00	JPMCHAS	09/25/24	93.46	46,728,600.00	(3,238,900.00)	(3,253,489.42)	1.56	5.02
BANK OF NY MELLON CORP FLT NOTES (CALLAB DTD 10/25/2021 4.750% 10/25/2024	06406RAY3	50,000,000.00	JPMCHAS	09/25/24	99.27	49,637,200.00	(362,800.00)	(362,800.00)	0.00	4.78
AMAZON.COM INC CORPORATE NOTES DTD 12/01/2022 4.700% 11/29/2024	023135CM6	25,000,000.00	JPMCHAS		99.41	24,852,725.00	(130,525.00)	(132,592.90)	1.68	5.05
JOHN DEERE CAPITAL CORP CORPORATE NOTES DTD 01/10/2022 1.250% 01/10/2025	24422EVY2	10,000,000.00	RBC		93.24	9,324,330.00	(670,970.00)	(672,749.65)	1.84	5.10

Managed Account Fair Market Value & Analytics

For the Month Ending **February 28, 2023**

SAN BERNARDINO COUNTY - 76990800

Security Type/Description	CUSIP	Par	Broker	Next Call Date	Market Price	Market Value	Unreal G/L On Cost	Unreal G/L Amort Cost	Effective Duration	YTM at Mkt
Corporate Note										
TOYOTA MOTOR CREDIT CORP CORPORATE NOTES DTD 01/12/2023 4.800% 01/10/2025	89236TKN4	15,000,000.00	BARCLAY		99.48	14,922,480.00	(71,070.00)	(71,494.69)	1.79	5.09
JOHN DEERE CAPITAL CORP CORPORATE NOTES DTD 03/07/2022 2.125% 03/07/2025	24422EWB1	7,000,000.00	MITSU		94.27	6,599,019.00	(397,971.00)	(398,956.94)	1.97	5.15
AMAZON.COM INC CORPORATE NOTES DTD 04/13/2022 3.000% 04/13/2025	023135CE4	50,000,000.00	JPMCHAS		96.25	48,127,000.00	(1,793,500.00)	(1,816,856.75)	2.04	4.88
BANK OF NY MELLON CORP (CALLABLE) CORP N DTD 04/26/2022 3.350% 04/25/2025	06406RBC0	50,000,000.00	CITIGRP	03/25/25	96.33	48,164,750.00	(1,828,250.00)	(1,830,225.34)	1.99	5.17
BANK OF NY MELLON CORP CORP NOTES (CALLA DTD 06/13/2022 3.430% 06/13/2025	06406RBF3	20,000,000.00	JPMCHAS	06/13/24	97.53	19,506,740.00	(493,260.00)	(493,260.00)	1.26	4.58
MET TOWER GLOBAL FUNDING NOTES DTD 06/13/2022 3.700% 06/13/2025	58989V2E3	35,000,000.00	JPMCHAS		96.01	33,602,520.00	(1,363,180.00)	(1,371,348.16)	2.19	5.58
TOYOTA MOTOR CREDIT CORP CORPORATE NOTES DTD 06/30/2022 3.950% 06/30/2025	89236TKC8	15,000,000.00	BOFA		97.52	14,627,940.00	(357,810.00)	(360,982.45)	2.24	5.09
JOHN DEERE CAPITAL CORP CORPORATE NOTES DTD 09/08/2022 4.050% 09/08/2025	24422EWJ4	7,000,000.00	CREDITA		97.90	6,853,329.00	(143,171.00)	(143,726.66)	2.38	4.94
WALMART INC CORPORATE NOTES DTD 09/09/2022 3.900% 09/09/2025	931142EW9	5,000,000.00	BARCLAY		97.91	4,895,570.00	(100,930.00)	(101,482.46)	2.38	4.79
NESTLE HOLDINGS INC CORP NOTE DTD 09/13/2022 4.000% 09/12/2025	641062BA1	5,000,000.00	BAML		97.53	4,876,735.00	(121,615.00)	(121,869.66)	2.39	5.05
TOYOTA MOTOR CREDIT CORP CORP NOTES DTD 11/10/2022 5.400% 11/10/2025	89236TKK0	25,000,000.00	RBC CAP		100.78	25,194,375.00	223,875.00	220,887.32	2.51	5.08
BANK OF NY MELLON (CALLABLE) NOTES DTD 11/22/2022 5.224% 11/21/2025	06405LAC5	5,000,000.00	JPMCHAS	11/21/24	99.64	4,981,955.00	(18,045.00)	(18,045.00)	1.65	5.36
AMAZON.COM INC CORPORATE NOTES DTD 12/01/2022 4.600% 12/01/2025	023135CN4	25,000,000.00	JPMCHAS		99.27	24,816,950.00	(181,550.00)	(181,673.18)	2.59	4.88

Managed Account Fair Market Value & Analytics

For the Month Ending **February 28, 2023**

SAN BERNARDINO COUNTY - 76990800

Security Type/Description Dated Date/Coupon/Maturity	CUSIP	Par	Broker	Next Call Date	Market Price	Market Value	Unreal G/L On Cost	Unreal G/L Amort Cost	Effective Duration	YTM at Mkt
Corporate Note										
MET LIFE GLOB FUNDING I NOTES DTD 01/06/2023 5.000% 01/06/2026	592179KD6	15,000,000.00	BAML		99.80	14,969,850.00	(30,150.00)	(30,150.00)	2.67	5.07
JOHN DEERE CAPITAL CORP CORPORATE NOTES DTD 01/09/2023 4.800% 01/09/2026	24422EWP0	15,000,000.00	RBC CAP		99.61	14,941,980.00	(50,970.00)	(51,298.06)	2.69	4.94
PROCTER & GAMBLE CO/THE CORPORATE NOTES DTD 01/26/2023 4.100% 01/26/2026	742718FY0	10,000,000.00	CITIGRP		98.33	9,832,980.00	(160,320.00)	(160,527.85)	2.76	4.72
Security Type Sub-Total		729,957,000.00				707,691,992.08	(22,269,388.44)	(22,169,100.12)	1.50	5.06

Commercial Paper										
AMAZON.COM INC COMM PAPER DTD 11/10/2022 0.000% 04/20/2023	02314ORL5	50,000,000.00	WILLIAM		99.34	49,669,750.00	701,152.78	(1,777.78)	0.15	4.69
JP MORGAN SECURITIES LLC COMM PAPER DTD 11/07/2022 0.000% 05/01/2023	46640QS10	50,000,000.00	CHASE		99.17	49,583,250.00	774,666.67	930.56	0.18	4.88
OLD LINE FUNDING LLC COMM PAPER DTD 11/01/2022 0.000% 05/01/2023	67983US12	95,000,000.00	JPM		99.17	94,206,940.00	1,177,926.11	(12,344.72)	0.18	4.89
THUNDER BAY FUNDING LLC COMM PAPER DTD 11/29/2022 0.000% 05/03/2023	88602US35	25,000,000.00	RBC CAP		99.15	24,787,200.00	309,248.61	(612.50)	0.18	4.83
TOYOTA MOTOR CREDIT CORP COMM PAPER DTD 12/01/2022 0.000% 05/03/2023	89233HS39	50,000,000.00	TOYOTA		99.15	49,573,200.00	576,880.56	(2,425.00)	0.18	4.84
METLIFE SHORT TERM FUND COMM PAPER DTD 05/31/2022 0.000% 05/19/2023	59157USK7	24,750,000.00	CHASE		98.94	24,487,105.50	174,699.25	(4,910.13)	0.23	4.83
METLIFE SHORT TERM FUND COMM PAPER DTD 01/03/2023 0.000% 05/19/2023	59166HSK5	25,000,000.00	BAML		98.94	24,734,450.00	175,075.00	(7,702.78)	0.23	4.83
JOHNSON & JOHNSON COMM PAPER DTD 12/07/2022 0.000% 06/01/2023	47816GT17	75,000,000.00	WILLIAM		98.75	74,066,100.00	797,870.83	(23,483.34)	0.27	4.88
TOYOTA MOTOR CREDIT CORP COMM PAPER DTD 02/02/2023 0.000% 07/03/2023	89233HU36	100,000,000.00	TOYOTA		98.28	98,276,700.00	232,616.67	(73,411.11)	0.37	5.05
JP MORGAN SECURITIES LLC COMM PAPER DTD 10/13/2022 0.000% 07/10/2023	46640QUA7	50,000,000.00	CHASE		98.17	49,083,400.00	520,900.00	(6,877.78)	0.39	5.09

Managed Account Fair Market Value & Analytics

For the Month Ending **February 28, 2023**

SAN BERNARDINO COUNTY - 76990800

Security Type/Description				Next Call	Market	Market	Unreal G/L	Unreal G/L	Effective	YTM
Dated Date/Coupon/Maturity	CUSIP	Par	Broker	Date	Price	Value	On Cost	Amort Cost	Duration	at Mkt
Commercial Paper										
METLIFE SHORT TERM FUND COMM PAPER DTD 01/04/2023 0.000% 07/12/2023	59157UUC2	54,000,000.00	CITIGRP		98.19	53,022,330.00	375,930.00	(20,070.00)	0.38	4.95
BEDFORD ROW FUNDING CORP COMM PAPER DTD 01/31/2023 0.000% 08/01/2023	07644BV17	50,000,000.00	CHASE		97.83	48,916,500.00	153,333.33	(38,000.00)	0.44	5.18
THUNDER BAY FUNDING LLC COMM PAPER DTD 01/31/2023 0.000% 08/01/2023	88602UV15	50,000,000.00	RBC CAP		97.87	48,933,400.00	163,400.00	(21,100.00)	0.44	5.10
Security Type Sub-Total		698,750,000.00				689,340,325.50	6,133,699.81	(211,784.58)	0.29	4.94
Certificate of Deposit										
CITIBANK NA CERT DEPOS DTD 07/29/2022 3.500% 03/01/2023	17305T5U2	50,000,000.00	DIRECT		100.00	49,998,311.10	(1,688.90)	(1,688.90)	0.00	4.62
CANADIAN IMP BK COMM NY CERT DEPOS DTD 08/23/2022 3.560% 03/01/2023	13606KMD5	50,000,000.00	CIBC		100.00	49,998,408.05	(1,591.95)	(1,591.95)	0.00	4.62
SVENSKA HANDELSBANKEN NY CERT DEPOS DTD 08/22/2022 3.540% 03/01/2023	86959RF21	50,000,000.00	DIRECT		100.00	49,998,380.30	(1,619.70)	(1,619.70)	0.00	4.62
ROYAL BANK OF CANADA NY CERT DEPOS DTD 03/18/2022 1.910% 03/20/2023	78012U4K8	50,000,000.00	RBC		99.84	49,920,867.95	(79,132.05)	(79,132.05)	0.06	4.68
TORONTO DOMINION BANK NY CERT DEPOS DTD 04/21/2022 2.420% 05/01/2023	89114WVB8	50,000,000.00	TOR DOM		99.59	49,793,500.00	(206,500.00)	(206,500.00)	0.18	4.74
CANADIAN IMP BK COMM NY CERT DEPOS DTD 04/27/2022 2.520% 05/01/2023	13606KGV2	50,000,000.00	CIBC		99.60	49,802,000.00	(198,000.00)	(198,000.00)	0.18	4.74
CANADIAN IMP BK COMM NY CERT DEPOS DTD 10/27/2022 5.180% 05/26/2023	13606KPO3	75,000,000.00	CIBC		100.03	75,023,552.48	23,552.48	23,552.48	0.25	4.96
BNP PARIBAS FORTIS SA CERT DEPOS DTD 07/14/2022 3.650% 06/01/2023	34959TSD9	50,000,000.00	BNP		99.55	49,774,073.55	(225,926.45)	(225,926.45)	0.27	5.30
SVENSKA HANDELSBANKEN NY CERT DEPOS DTD 06/08/2022 2.950% 06/07/2023	86959RZV5	50,000,000.00	DIRECT		99.33	49,665,919.20	(334,080.80)	(334,080.80)	0.29	5.30

Managed Account Fair Market Value & Analytics

For the Month Ending **February 28, 2023**

SAN BERNARDINO COUNTY - 76990800

Security Type/Description	Dated Date/Coupon/Maturity	CUSIP	Par	Broker	Next Call Date	Market Price	Market Value	Unreal G/L On Cost	Unreal G/L Amort Cost	Effective Duration	YTM at Mkt
Certificate of Deposit											
NORDEA BANK ABP NEW YORK CERT DEPOS	DTD 06/08/2022 2.970% 06/14/2023	65558UUF7	50,000,000.00	LOOP		99.39	49,696,900.00	(303,100.00)	(303,100.00)	0.30	4.95
COOPERATIEVE RABOBANK UA CERT DEPOS	DTD 08/24/2022 3.910% 07/03/2023	21684LDZ2	50,000,000.00	RABO_DI		99.57	49,785,800.00	(214,200.00)	(214,200.00)	0.36	5.06
CANADIAN IMP BK COMM NY CERT DEPOS	DTD 01/04/2023 5.100% 07/03/2023	13606KRW8	50,000,000.00	CIBC		99.92	49,958,865.30	(41,134.70)	(41,134.70)	0.36	5.30
TORONTO DOMINION BANK NY CERT DEPOS	DTD 09/26/2022 5.000% 10/02/2023	89115BWE6	50,000,000.00	TOR DOM		99.74	49,871,800.00	(128,200.00)	(128,200.00)	0.61	5.33

Security Type Sub-Total			675,000,000.00				673,288,377.93	(1,711,622.07)	(1,711,622.07)	0.22	4.94
--------------------------------	--	--	-----------------------	--	--	--	-----------------------	-----------------------	-----------------------	-------------	-------------

Asset-Backed Security											
TAOT 2019-D A3	DTD 11/13/2019 1.920% 01/16/2024	89233MAD5	39,967.59	BARCLAYS		99.83	39,898.65	(66.05)	(68.33)	0.06	2.12
HAROT 2019-4 A3	DTD 11/26/2019 1.830% 01/18/2024	43813VAC2	378,817.38	CITI		99.82	378,154.22	(595.65)	(648.76)	0.09	2.03
HAROT 2020-1 A3	DTD 02/26/2020 1.610% 04/22/2024	43813RAC1	1,559,039.50	JPM_CHAS		99.35	1,548,886.10	(9,847.83)	(10,069.20)	0.20	2.19
TLOT 2021-A A3	DTD 04/21/2021 0.390% 04/22/2024	89238EAC0	2,616,269.39	JPMCHAS		98.97	2,589,360.54	(26,603.53)	(26,792.51)	0.24	1.30
HART 2021-B A2	DTD 07/28/2021 0.240% 05/15/2024	44934KAB0	477,071.00	CITIGRP		99.70	475,642.74	(1,384.99)	(1,409.59)	0.06	0.49
TAOT 2020-A A3	DTD 02/12/2020 1.660% 05/15/2024	89232HAC9	1,722,981.45	MUFG		99.60	1,716,163.44	(6,693.60)	(6,782.70)	0.13	1.99
TAOT 2021-C A2	DTD 09/27/2021 0.200% 05/15/2024	89239BAB7	1,834,768.74	BARC		99.55	1,826,442.93	(8,187.11)	(8,262.16)	0.12	0.58
HAROT 2021-4 A2	DTD 11/24/2021 0.390% 05/21/2024	43815GAB5	2,825,042.05	BK AMER		99.04	2,797,887.18	(27,080.85)	(27,118.47)	0.22	1.18
BMWLT 2022-1 A2	DTD 01/19/2022 0.670% 05/28/2024	05601XAB5	1,385,102.72	MITSU		99.56	1,378,968.65	(6,133.23)	(6,133.63)	1.24	1.03

Managed Account Fair Market Value & Analytics

For the Month Ending **February 28, 2023**

SAN BERNARDINO COUNTY - 76990800

Security Type/Description	Dated Date/Coupon/Maturity	CUSIP	Par	Broker	Next Call Date	Market Price	Market Value	Unreal G/L On Cost	Unreal G/L Amort Cost	Effective Duration	YTM at Mkt
Asset-Backed Security											
JDOT 2021-B A2		47789QAB6	3,508,192.48	MITSU		99.62	3,494,899.24	(13,213.96)	(13,257.86)	0.10	0.54
DTD 07/21/2021 0.250% 06/17/2024											
MBART 2021-1 A2		58772WAB9	2,049,500.47	MIZUHO		99.51	2,039,520.63	(9,776.32)	(9,880.36)	0.09	0.57
DTD 09/22/2021 0.210% 07/15/2024											
JOHN DEERE OWNER TRUST		47789KAC7	659,789.65	BOFA		99.32	655,287.25	(4,462.09)	(4,489.12)	0.17	1.57
DTD 03/11/2020 1.100% 08/15/2024											
TAOT 2021-D A2		89238JAB1	2,604,962.05	RBC		99.26	2,585,707.99	(19,234.01)	(19,243.42)	1.46	0.82
DTD 11/15/2021 0.310% 08/15/2024											
TAOT 2022-A A2		89239KAB7	2,234,356.46	MIZUHO		98.84	2,208,374.25	(25,922.33)	(25,946.21)	0.28	1.46
DTD 01/31/2022 0.740% 10/15/2024											
HART 2021-C A2A		44935FAB0	3,583,652.16	SMBC		99.13	3,552,357.20	(31,086.39)	(31,178.41)	0.21	0.90
DTD 11/17/2021 0.360% 10/15/2024											
JDOT 2022-A A2		47787JAB4	3,518,532.47	BOFA		98.97	3,482,284.55	(36,055.45)	(36,124.54)	0.30	2.52
DTD 03/16/2022 1.900% 11/15/2024											
MBALT 2021-B A3		58769KAD6	16,148,881.48	JPMCHAS		97.72	15,781,215.05	(366,447.19)	(367,049.41)	0.54	1.75
DTD 06/29/2021 0.400% 11/15/2024											
BMWLT 2021-2 A3		09690AAC7	5,990,939.92	WELLS_F		97.81	5,859,969.59	(130,352.06)	(130,626.62)	0.40	1.55
DTD 09/15/2021 0.330% 12/26/2024											
BMWOT 2022-A A2A		05602RAB7	7,555,832.72	RBC		99.13	7,489,809.10	(65,480.36)	(65,643.97)	0.36	3.01
DTD 05/18/2022 2.520% 12/26/2024											
TAOT 2022-B A2A		89238FAB9	5,632,181.43	MITSU		98.85	5,567,405.71	(64,530.16)	(64,608.60)	0.41	2.98
DTD 04/13/2022 2.350% 01/15/2025											
BMWLT 2023-1 A2		05593AAB5	5,000,000.00	BAML		99.92	4,995,853.81	(3,814.19)	(3,820.67)	1.83	5.32
DTD 02/15/2023 5.270% 02/01/2025											
BMWLT 2022-1 A3		05601XAC3	8,250,000.00	MITSU		97.22	8,020,961.03	(227,805.60)	(228,236.91)	2.05	2.48
DTD 01/19/2022 1.100% 03/25/2025											
HART 2022-B A2A		44918MAB6	9,630,016.30	BARCLAY		99.11	9,544,079.00	(85,449.06)	(85,555.24)	0.55	4.06
DTD 07/20/2022 3.640% 05/15/2025											
JDOT 2022-B A2		47800AAB6	10,500,000.00	RBC		99.02	10,397,475.90	(101,412.15)	(101,646.69)	0.55	4.18
DTD 07/20/2022 3.730% 06/16/2025											
HAROT 2021-2 A3		43811JAC1	8,429,159.60	WELLS_F		96.70	8,151,317.64	(175,770.10)	(206,787.29)	0.66	1.70
DTD 05/26/2021 0.330% 08/15/2025											
HAROT 2021-2 A3		43811JAC1	16,015,403.24	CITIGRP		96.70	15,487,503.52	(527,275.12)	(527,535.98)	0.66	1.70
DTD 05/26/2021 0.330% 08/15/2025											

Managed Account Fair Market Value & Analytics

For the Month Ending **February 28, 2023**

SAN BERNARDINO COUNTY - 76990800

Security Type/Description	CUSIP	Par	Broker	Next Call Date	Market Price	Market Value	Unreal G/L On Cost	Unreal G/L Amort Cost	Effective Duration	YTM at Mkt
Asset-Backed Security										
JDOT 2022-C A2 DTD 10/19/2022 4.980% 08/15/2025	47800BAB4	34,500,000.00	CITIGRP		99.54	34,341,579.45	(157,185.45)	(157,344.78)	0.76	5.18
MBART 2022-1 A2 DTD 11/22/2022 5.260% 10/15/2025	58768PAB0	12,250,000.00	SMBC		99.94	12,242,994.23	(6,223.00)	(6,296.25)	0.75	5.28
HAROT 2023-1 A2 DTD 02/24/2023 4.980% 10/21/2025	43815JAB9	6,000,000.00	CITIGRP		99.94	5,996,390.08	(3,249.32)	(3,251.18)	1.03	5.00
BMWLT 2023-1 A3 DTD 02/15/2023 5.160% 11/01/2025	05593AAC3	6,150,000.00	BAML		99.85	6,140,776.31	(9,077.32)	(9,079.39)	2.49	5.22
TAOT 2021-B A3 DTD 06/14/2021 0.260% 11/17/2025	89190GAC1	33,730,535.70	CITIGRP		96.29	32,477,898.29	(1,249,004.64)	(1,250,408.77)	0.70	1.66
HART 2022-C A2A DTD 11/09/2022 5.350% 11/17/2025	44933DAB7	37,500,000.00	SMBC		99.94	37,476,633.75	(21,045.00)	(21,280.49)	0.68	5.37
MBART 2023-1 A2 DTD 01/25/2023 5.090% 01/15/2026	58770AAB9	3,300,000.00	MITSU		99.59	3,286,508.61	(13,377.54)	(13,381.21)	0.94	5.24
TAOT 2023-A A2 DTD 01/30/2023 5.050% 01/15/2026	891940AB4	7,000,000.00	BAML		99.70	6,978,757.80	(20,959.40)	(20,967.25)	0.92	5.16
TAOT 2021-C A3 DTD 09/27/2021 0.430% 01/15/2026	89239BAC5	12,000,000.00	BARC		95.51	11,461,778.40	(537,265.20)	(537,581.77)	0.95	2.04
HART 2021-B A3 DTD 07/28/2021 0.380% 01/15/2026	44934KAC8	17,000,000.00	CITIGRP		96.26	16,364,115.00	(632,133.10)	(633,468.79)	0.77	1.71
TAOT 2022-D A2A DTD 11/08/2022 5.270% 01/15/2026	89239HAB4	24,000,000.00	RBC CAP		99.91	23,977,437.60	(22,296.00)	(22,321.86)	0.83	5.31
HAROT 2021-4 A3 DTD 11/24/2021 0.880% 01/21/2026	43815GAC3	7,750,000.00	BK AMER		95.03	7,364,611.88	(383,754.42)	(384,251.31)	1.18	2.67
JDOT 2021-B A3 DTD 07/21/2021 0.520% 03/16/2026	47789QAC4	13,500,000.00	MITSU		95.42	12,881,241.00	(617,554.80)	(617,971.56)	0.96	2.07
JDOT 2023-A A2 DTD 03/02/2023 5.280% 03/16/2026	47800CAB2	25,000,000.00	MITSU		100.07	25,018,583.30	19,460.80	19,460.80	1.13	5.25
TAOT 2021-D A3 DTD 11/15/2021 0.710% 04/15/2026	89238JAC9	7,000,000.00	RBC		94.75	6,632,447.50	(367,403.40)	(367,446.96)	1.15	2.46
HART 2021-C A3 DTD 11/17/2021 0.740% 05/15/2026	44935FAD6	5,500,000.00	SMBC		94.94	5,221,439.85	(277,332.55)	(277,683.61)	1.13	2.38

Managed Account Fair Market Value & Analytics

For the Month Ending **February 28, 2023**

SAN BERNARDINO COUNTY - 76990800

Security Type/Description	Dated Date/Coupon/Maturity	CUSIP	Par	Broker	Next Call Date	Market Price	Market Value	Unreal G/L On Cost	Unreal G/L Amort Cost	Effective Duration	YTM at Mkt
Asset-Backed Security											
TAOT 2022-A A3		89239KAC5	4,250,000.00	MIZUHO		95.09	4,041,174.55	(208,102.95)	(208,281.31)	1.30	2.79
DTD 01/31/2022 1.230% 06/15/2026											
MBART 2021-1 A3		58772WAC7	21,000,000.00	MIZUHO		95.46	20,045,827.20	(951,426.00)	(952,261.01)	0.93	1.88
DTD 09/22/2021 0.460% 06/15/2026											
BMWOT 2022-A A3		05602RAD3	14,000,000.00	RBC		97.18	13,604,885.00	(394,387.00)	(394,520.93)	1.47	4.08
DTD 05/18/2022 3.210% 08/25/2026											
TAOT 2022-B A3		89238FAD5	12,000,000.00	MITSU		96.47	11,576,377.20	(423,342.00)	(423,397.95)	1.57	4.00
DTD 04/13/2022 2.930% 09/15/2026											
JDOT 2022-A A3		47787JAC2	8,000,000.00	BOFA		95.83	7,666,360.80	(331,869.60)	(332,246.11)	1.35	3.57
DTD 03/16/2022 2.320% 09/16/2026											
HART 2022-B A3		44918MAD2	11,000,000.00	BARCLAY		97.41	10,715,596.10	(284,399.50)	(284,400.12)	1.76	4.48
DTD 07/20/2022 3.720% 11/16/2026											
JDOT 2022-B A3		47800AAC4	8,600,000.00	RBC		96.88	8,332,035.18	(267,143.52)	(267,253.55)	1.81	4.60
DTD 07/20/2022 3.740% 02/16/2027											
HAROT 2023-1 A3		43815JAC7	6,500,000.00	CITIGRP		99.76	6,484,569.74	(14,222.56)	(14,226.54)	2.12	4.59
DTD 02/24/2023 4.530% 04/21/2027											
AMXCA 2022-2 A		02582JJT8	20,000,000.00	BARCLAY		96.40	19,280,796.00	(714,780.00)	(715,463.42)	2.09	4.33
DTD 05/24/2022 3.390% 05/17/2027											
JDOT 2022-C A3		47800BAC2	28,961,000.00	CITIGRP		99.01	28,675,082.53	(283,670.10)	(283,845.92)	2.02	5.35
DTD 10/19/2022 5.090% 06/15/2027											
HART 2022-C A3		44933DAD3	48,500,000.00	SMBC		100.29	48,640,165.00	140,397.80	140,382.27	1.86	5.31
DTD 11/09/2022 5.390% 06/15/2027											
MBART 2022-1 A3		58768PAC8	20,500,000.00	SMBC		100.15	20,529,819.30	33,874.20	33,641.89	1.98	5.17
DTD 11/22/2022 5.210% 08/16/2027											
TAOT 2023-A A3		891940AC2	13,000,000.00	BAML		98.86	12,851,242.30	(148,751.20)	(148,751.32)	2.15	4.91
DTD 01/30/2023 4.630% 09/15/2027											
TAOT 2022-D A3		89239HAD0	70,500,000.00	RBC CAP		100.76	71,036,998.50	543,956.85	543,513.12	2.12	5.11
DTD 11/08/2022 5.300% 09/15/2027											
AMXCA 2022-4 A		02582JJX9	33,000,000.00	BARCLAY		99.97	32,989,166.10	(9,197.10)	(9,303.99)	2.42	4.96
DTD 11/03/2022 4.950% 10/15/2027											
MBART 2023-1 A3		58770AAC7	6,630,000.00	MITSU		98.75	6,547,179.37	(82,025.03)	(82,040.90)	2.16	4.81
DTD 01/25/2023 4.510% 11/15/2027											

Managed Account Fair Market Value & Analytics

For the Month Ending **February 28, 2023**

SAN BERNARDINO COUNTY - 76990800

Security Type/Description Dated Date/Coupon/Maturity	CUSIP	Par	Broker	Next Call Date	Market Price	Market Value	Unreal G/L On Cost	Unreal G/L Amort Cost	Effective Duration	YTM at Mkt
Asset-Backed Security										
JDOT 2023-A A3 DTD 03/02/2023 5.010% 11/15/2027	47800CAC0	22,000,000.00	MITSU		99.90	21,976,916.05	(19,075.55)	(19,075.55)	2.38	5.03
Security Type Sub-Total		724,771,995.95				714,922,809.88	(9,687,242.98)	(9,729,722.37)	1.36	4.07
Managed Account Sub-Total		12,652,468,146.92				12,178,074,652.40	(272,210,695.37)	(303,131,494.37)	1.23	4.84
Securities Sub-Total		\$12,652,468,146.92				\$12,178,074,652.40	(\$272,210,695.37)	(\$303,131,494.37)	1.23	4.84%
Accrued Interest						\$45,599,024.52				
Total Investments						\$12,223,673,676.92				

Bolded items are forward settling trades.

Managed Account Security Transactions & Interest

For the Month Ending February 28, 2023

SAN BERNARDINO COUNTY - 76990800

Transaction Type		Security Description	CUSIP	Par	Principal Proceeds	Accrued Interest	Total	Realized G/L Cost	Realized G/L Amort Cost	Sale Method
Trade	Settle									
BUY										
01/31/23	02/01/23	FEDERAL HOME LOAN BANK NOTES (CALLABLE) DTD 02/26/2021 1.000% 02/26/2027	3130ALDA9	22,500,000.00	(19,931,625.00)	(96,875.00)	(20,028,500.00)			
01/31/23	02/01/23	BEDFORD ROW FUNDING CORP COMM PAPER DTD 01/31/2023 0.000% 08/01/2023	07644BV17	50,000,000.00	(48,763,166.67)	0.00	(48,763,166.67)			
01/31/23	02/01/23	FEDERAL HOME LOAN BANK NOTES (CALLABLE) DTD 02/26/2021 1.115% 02/26/2027	3130ALGL2	25,510,000.00	(22,673,288.00)	(122,465.72)	(22,795,753.72)			
01/31/23	02/02/23	THUNDER BAY FUNDING LLC COMM PAPER DTD 01/31/2023 0.000% 08/01/2023	88602UV15	50,000,000.00	(48,770,000.00)	0.00	(48,770,000.00)			
02/01/23	02/01/23	CREDIT AGRICOLE CIB NY CERT DEPOS DTD 02/01/2023 4.290% 02/02/2023	22536CGO7	250,000,000.00	(250,000,000.00)	0.00	(250,000,000.00)			
02/01/23	02/01/23	CANTOR FITZGERALD REPO AGRMT DTD 02/01/2023 4.290% 02/02/2023	RE1364778	100,000,000.00	(100,000,000.00)	0.00	(100,000,000.00)			
02/01/23	02/01/23	FIDELITY GOV'T MM FUND 2642	31607A703	38,000,000.00	(38,000,000.00)	0.00	(38,000,000.00)			
02/02/23	02/02/23	CREDIT AGRICOLE CIB NY CERT DEPOS DTD 02/02/2023 4.550% 02/03/2023	22536CGW4	184,000,000.00	(184,000,000.00)	0.00	(184,000,000.00)			
02/02/23	02/02/23	CANTOR FITZGERALD REPO AGRMT DTD 02/02/2023 4.530% 02/03/2023	RE1364786	100,000,000.00	(100,000,000.00)	0.00	(100,000,000.00)			
02/02/23	02/06/23	TOYOTA MOTOR CREDIT CORP COMM PAPER DTD 02/02/2023 0.000% 07/03/2023	89233HU36	100,000,000.00	(98,044,083.33)	0.00	(98,044,083.33)			
02/03/23	02/03/23	CANTOR FITZGERALD REPO AGRMT DTD 02/03/2023 4.520% 02/06/2023	RE1364794	100,000,000.00	(100,000,000.00)	0.00	(100,000,000.00)			
02/03/23	02/03/23	CREDIT AGRICOLE CIB NY CERT DEPOS DTD 02/03/2023 4.550% 02/06/2023	22536CHB9	220,000,000.00	(220,000,000.00)	0.00	(220,000,000.00)			
02/03/23	02/06/23	FHLB NOTES (CALLABLE) DTD 02/26/2021 0.920% 02/26/2027	3130ALCE2	25,000,000.00	(22,095,000.00)	(102,222.22)	(22,197,222.22)			
02/06/23	02/06/23	CANTOR FITZGERALD REPO AGRMT DTD 02/06/2023 4.520% 02/07/2023	RE1364802	100,000,000.00	(100,000,000.00)	0.00	(100,000,000.00)			
02/06/23	02/06/23	NATIXIS NY BRANCH COMM PAPER DTD 02/01/2022 0.000% 02/07/2023	63873KP76	135,000,000.00	(134,982,937.50)	0.00	(134,982,937.50)			

Managed Account Security Transactions & Interest

For the Month Ending **February 28, 2023**

SAN BERNARDINO COUNTY - 76990800

Transaction Type		Security Description	CUSIP	Par	Principal Proceeds	Accrued Interest	Total	Realized G/L Cost	Realized G/L Amort Cost	Sale Method
Trade	Settle									
BUY										
02/06/23	02/07/23	FEDERAL HOME LOAN BANK NOTES (CALLABLE) DTD 10/26/2021 1.250% 10/26/2026	3130APJ55	34,770,000.00	(31,226,937.00)	(121,936.46)	(31,348,873.46)			
02/07/23	02/07/23	CANTOR FITZGERALD REPO AGRMT DTD 02/07/2023 4.520% 02/08/2023	RE1364810	100,000,000.00	(100,000,000.00)	0.00	(100,000,000.00)			
02/07/23	02/07/23	FIDELITY GOV'T MM FUND 2642	31607A703	51,000,000.00	(51,000,000.00)	0.00	(51,000,000.00)			
02/07/23	02/07/23	NATIXIS NY BRANCH COMM PAPER DTD 07/13/2022 0.000% 02/08/2023	63873KP84	19,000,000.00	(18,997,598.61)	0.00	(18,997,598.61)			
02/07/23	02/15/23	BMWLT 2023-1 A2 DTD 02/15/2023 5.270% 02/01/2025	05593AAB5	5,000,000.00	(4,999,668.00)	0.00	(4,999,668.00)			
02/07/23	02/15/23	BMWLT 2023-1 A3 DTD 02/15/2023 5.160% 11/01/2025	05593AAC3	6,150,000.00	(6,149,853.63)	0.00	(6,149,853.63)			
02/08/23	02/08/23	CANTOR FITZGERALD REPO AGRMT DTD 02/08/2023 4.520% 02/09/2023	RE1364828	100,000,000.00	(100,000,000.00)	0.00	(100,000,000.00)			
02/08/23	02/08/23	CREDIT AGRICOLE CIB NY CERT DEPOS DTD 02/08/2023 4.550% 02/09/2023	22536CHT0	62,000,000.00	(62,000,000.00)	0.00	(62,000,000.00)			
02/09/23	02/09/23	CANTOR FITZGERALD REPO AGRMT DTD 02/09/2023 4.520% 02/10/2023	RE1364836	100,000,000.00	(100,000,000.00)	0.00	(100,000,000.00)			
02/09/23	02/09/23	CREDIT AGRICOLE CIB NY CERT DEPOS DTD 02/09/2023 4.550% 02/10/2023	22536CJA9	40,000,000.00	(40,000,000.00)	0.00	(40,000,000.00)			
02/10/23	02/10/23	CANTOR FITZGERALD REPO AGRMT DTD 02/10/2023 4.520% 02/13/2023	RE1364844	100,000,000.00	(100,000,000.00)	0.00	(100,000,000.00)			
02/10/23	02/13/23	US TREASURY N/B NOTES DTD 06/30/2021 0.875% 06/30/2026	91282CCJ8	50,000,000.00	(44,972,656.25)	(53,176.80)	(45,025,833.05)			
02/13/23	02/13/23	CANTOR FITZGERALD REPO AGRMT DTD 02/13/2023 4.520% 02/14/2023	RE1364851	100,000,000.00	(100,000,000.00)	0.00	(100,000,000.00)			
02/13/23	02/14/23	FEDERAL HOME LOAN BANK NOTES (CALLABLE) DTD 11/23/2021 1.500% 11/23/2026	3130APVJ1	50,000,000.00	(45,055,000.00)	(168,750.00)	(45,223,750.00)			
02/14/23	02/14/23	CANTOR FITZGERALD REPO AGRMT DTD 02/14/2023 4.520% 02/15/2023	RE1364869	100,000,000.00	(100,000,000.00)	0.00	(100,000,000.00)			
02/14/23	02/15/23	US TREASURY N/B NOTES DTD 06/30/2021 0.875% 06/30/2026	91282CCJ8	50,000,000.00	(44,855,468.75)	(55,593.92)	(44,911,062.67)			

Managed Account Security Transactions & Interest

For the Month Ending **February 28, 2023**

SAN BERNARDINO COUNTY - 76990800

Transaction Type		Security Description	CUSIP	Par	Principal Proceeds	Accrued Interest	Total	Realized G/L Cost	Realized G/L Amort Cost	Sale Method
Trade	Settle									
BUY										
02/15/23	02/15/23	CANTOR FITZGERALD REPO AGRMT DTD 02/15/2023 4.540% 02/16/2023	RE1364877	100,000,000.00	(100,000,000.00)	0.00	(100,000,000.00)			
02/16/23	02/16/23	FIDELITY GOV'T MM FUND 2642	31607A703	38,000,000.00	(38,000,000.00)	0.00	(38,000,000.00)			
02/16/23	02/16/23	CANTOR FITZGERALD REPO AGRMT DTD 02/16/2023 4.540% 02/17/2023	RE1364885	100,000,000.00	(100,000,000.00)	0.00	(100,000,000.00)			
02/16/23	02/24/23	HAROT 2023-1 A2 DTD 02/24/2023 4.980% 10/21/2025	43815JAB9	6,000,000.00	(5,999,639.40)	0.00	(5,999,639.40)			
02/16/23	02/24/23	HAROT 2023-1 A3 DTD 02/24/2023 4.530% 04/21/2027	43815JAC7	6,500,000.00	(6,498,792.30)	0.00	(6,498,792.30)			
02/17/23	02/17/23	CANTOR FITZGERALD REPO AGRMT DTD 02/17/2023 4.540% 02/21/2023	RE1364893	100,000,000.00	(100,000,000.00)	0.00	(100,000,000.00)			
02/21/23	02/21/23	CANTOR FITZGERALD REPO AGRMT DTD 02/21/2023 4.520% 02/22/2023	RE1364901	100,000,000.00	(100,000,000.00)	0.00	(100,000,000.00)			
02/22/23	02/22/23	CANTOR FITZGERALD REPO AGRMT DTD 02/22/2023 4.500% 02/23/2023	RE1364919	100,000,000.00	(100,000,000.00)	0.00	(100,000,000.00)			
02/22/23	03/02/23	JDOT 2023-A A2 DTD 03/02/2023 5.280% 03/16/2026	47800CAB2	25,000,000.00	(24,999,122.50)	0.00	(24,999,122.50)			
02/22/23	03/02/23	JDOT 2023-A A3 DTD 03/02/2023 5.010% 11/15/2027	47800CAC0	22,000,000.00	(21,995,991.60)	0.00	(21,995,991.60)			
02/23/23	02/23/23	CANTOR FITZGERALD REPO AGRMT DTD 02/23/2023 4.500% 02/24/2023	RE1364927	100,000,000.00	(100,000,000.00)	0.00	(100,000,000.00)			
02/24/23	02/24/23	CANTOR FITZGERALD REPO AGRMT DTD 02/24/2023 4.500% 02/27/2023	RE1364935	100,000,000.00	(100,000,000.00)	0.00	(100,000,000.00)			
02/27/23	02/27/23	CALIFORNIA ASSET MANAGEMENT PROGRAM	CAMPMF025	99,000,000.00	(99,000,000.00)	0.00	(99,000,000.00)			
02/27/23	02/27/23	CALIFORNIA ASSET MANAGEMENT PROGRAM	CAMPMF025	39,000,000.00	(39,000,000.00)	0.00	(39,000,000.00)			
02/27/23	02/27/23	CANTOR FITZGERALD REPO AGRMT DTD 02/27/2023 4.500% 02/28/2023	RE1364943	100,000,000.00	(100,000,000.00)	0.00	(100,000,000.00)			
02/28/23	02/28/23	FIDELITY GOV'T MM FUND 2642	31607A703	340,000,000.00	(340,000,000.00)	0.00	(340,000,000.00)			
02/28/23	02/28/23	CANTOR FITZGERALD REPO AGRMT DTD 02/28/2023 4.520% 03/01/2023	RE1364950	100,000,000.00	(100,000,000.00)	0.00	(100,000,000.00)			

Managed Account Security Transactions & Interest

For the Month Ending **February 28, 2023**

SAN BERNARDINO COUNTY - 76990800

Transaction Type		Security Description	CUSIP	Par	Principal Proceeds	Accrued Interest	Total	Realized G/L Cost	Realized G/L Amort Cost	Sale Method
Trade	Settle									
BUY										
02/28/23	02/28/23	FEDERATED GOVT OBLIGATIONS FUND	608919718	59,000,000.00	(59,000,000.00)	0.00	(59,000,000.00)			
Transaction Type Sub-Total				4,002,430,000.00	(3,971,010,828.54)	(721,020.12)	(3,971,731,848.66)			
INTEREST										
02/01/23	02/01/23	FEDERAL HOME LOAN BANKS NOTES DTD 12/07/2022 4.860% 08/01/2023	3130AU4C5	100,000,000.00	0.00	729,000.00	729,000.00			
02/01/23	02/01/23	FEDERAL HOME LOAN BANKS NOTES DTD 12/27/2022 4.820% 08/01/2023	3130AUD27	100,000,000.00	0.00	455,222.20	455,222.20			
02/01/23	02/01/23	FEDERAL HOME LOAN BANKS NOTES DTD 12/19/2022 4.780% 08/01/2023	3130AUBU7	100,000,000.00	0.00	557,666.70	557,666.70			
02/01/23	02/25/23	FHLMC MULTIFAMILY STRUCTURED P DTD 07/01/2017 3.243% 04/01/2027	3137F1G44	50,000,000.00	0.00	135,125.00	135,125.00			
02/01/23	02/25/23	FHMS K736 A2 DTD 09/01/2019 2.282% 07/01/2026	3137FNWX4	15,000,000.00	0.00	28,525.01	28,525.01			
02/01/23	02/25/23	FHMS K729 A2 DTD 01/01/2020 2.525% 10/01/2026	3137FOXJ7	8,250,000.00	0.00	17,359.38	17,359.38			
02/01/23	02/25/23	FRESB 2022-SB97 DTD 04/01/2022 1.780% 02/01/2027	30311SAA7	21,851,630.24	0.00	32,413.27	32,413.27			
02/01/23	02/25/23	FRESB 2021-SB82 A5 DTD 01/01/2021 0.670% 11/01/2025	30318CAA5	3,846,563.48	0.00	2,147.66	2,147.66			
02/01/23	02/25/23	FHLMC SERIES K049 A2 DTD 10/01/2015 3.010% 07/01/2025	3137BLMZ8	10,000,000.00	0.00	25,083.33	25,083.33			
02/01/23	02/25/23	FHMS K052 A1 DTD 12/01/2015 3.308% 09/01/2025	3137BM7C4	50,000,000.00	0.00	137,833.35	137,833.35			
02/01/23	02/25/23	FHMS KGX1 AFX DTD 12/01/2017 3.000% 10/01/2027	3137FCKD5	70,500,000.00	0.00	176,250.00	176,250.00			
02/01/23	02/25/23	FHMS K039 A2 DTD 09/01/2014 3.303% 07/01/2024	3137BDCW4	25,000,000.00	0.00	68,812.50	68,812.50			
02/01/23	02/25/23	FHMS K034 A2 DTD 11/01/2013 3.531% 07/01/2023	3137B5JM6	24,829,694.50	0.00	73,061.38	73,061.38			
02/01/23	02/25/23	FHMS K045 A2 DTD 05/01/2015 3.023% 01/01/2025	3137BHXJ1	22,775,196.25	0.00	57,374.52	57,374.52			
02/01/23	02/25/23	FRESB 2022-SB104 ASF DTD 11/01/2022 2.600% 09/01/2027	30329OAA1	25,961,513.50	0.00	56,249.93	56,249.93			

Managed Account Security Transactions & Interest

For the Month Ending **February 28, 2023**

SAN BERNARDINO COUNTY - 76990800

Transaction Type		Security Description	CUSIP	Par	Principal Proceeds	Accrued Interest	Total	Realized G/L Cost	Realized G/L Amort Cost	Sale Method
Trade	Settle									
INTEREST										
02/01/23	02/25/23	FHMS KJ21 A2 DTD 09/01/2018 3.700% 09/01/2026	3137FHGE7	10,401,276.05	0.00	32,070.60	32,070.60			
02/01/23	02/25/23	FHMS K740 A2 DTD 11/01/2020 1.470% 09/01/2027	3137F72B0	22,000,000.00	0.00	26,950.00	26,950.00			
02/01/23	02/25/23	FHLMC MULTIFAMILY STRUCTURED P DTD 08/01/2017 3.117% 06/01/2027	3137F2LJ3	36,557,817.00	0.00	94,958.93	94,958.93			
02/01/23	02/25/23	FHMS K733 A2 DTD 11/09/2018 3.750% 08/01/2025	3137FJXO7	3,330,000.00	0.00	10,406.25	10,406.25			
02/01/23	02/25/23	FHMS K047 A2 DTD 07/30/2015 3.329% 05/01/2025	3137BKRJ1	75,000,000.00	0.00	208,062.53	208,062.53			
02/01/23	02/25/23	FHMS K055 A2 DTD 06/22/2016 2.673% 03/01/2026	3137BPW21	83,500,000.00	0.00	185,996.25	185,996.25			
02/01/23	02/25/23	FHLMC MULTIFAMILY STRUCTURED P DTD 11/01/2016 2.454% 08/01/2023	3137BSPW7	22,883,721.66	0.00	46,797.21	46,797.21			
02/01/23	02/25/23	FHMS KJ23 A1 DTD 01/29/2019 3.683% 10/01/2025	3137FKSQ0	60,000,000.00	0.00	184,150.02	184,150.02			
02/01/23	02/25/23	FHMS KMP1 A2 DTD 09/01/2017 2.982% 08/01/2024	3137FATE8	50,000,000.00	0.00	124,250.00	124,250.00			
02/01/23	02/25/23	FHMS KJ39 A1 DTD 04/01/2022 2.750% 04/01/2027	3137H73W1	38,347,304.42	0.00	87,879.25	87,879.25			
02/01/23	02/25/23	FHMS K068 A2 DTD 10/27/2017 3.244% 08/01/2027	3137FBBX3	81,306,000.00	0.00	219,797.19	219,797.19			
02/01/23	02/25/23	FRESB 2022-SB103 ASF DTD 10/01/2022 2.080% 06/01/2027	30329MAA0	8,487,014.62	0.00	14,710.82	14,710.82			
02/01/23	02/25/23	FHMS KJ36 A1 DTD 12/01/2021 1.298% 12/01/2026	3137H4RZ5	1,728,756.91	0.00	1,869.94	1,869.94			
02/01/23	02/25/23	FHMS K042 A2 DTD 01/28/2015 2.670% 12/01/2024	3137BFXT3	65,470,000.00	0.00	145,670.75	145,670.75			
02/01/23	02/25/23	FHMS K033 A2 DTD 10/01/2013 3.060% 07/01/2023	3137B4WB8	2,800,000.00	0.00	7,140.00	7,140.00			
02/01/23	02/25/23	FHMS KJ34 A1 DTD 07/01/2021 0.681% 06/01/2026	3137H1LS3	4,148,414.62	0.00	2,354.23	2,354.23			
02/01/23	02/25/23	FHMS K062 A2 DTD 02/01/2017 3.413% 12/01/2026	3137BUX60	28,867,855.00	0.00	82,105.00	82,105.00			

Managed Account Security Transactions & Interest

For the Month Ending **February 28, 2023**

SAN BERNARDINO COUNTY - 76990800

Transaction Type		Security Description	CUSIP	Par	Principal Proceeds	Accrued Interest	Total	Realized G/L Cost	Realized G/L Amort Cost	Sale Method
Trade	Settle									
INTEREST										
02/01/23	02/25/23	FHMS K729 A2 DTD 12/01/2017 3.136% 10/01/2024	3137FCM43	16,500,000.00	0.00	43,119.99	43,119.99			
02/01/23	02/25/23	FRESB 2021-SB83 DTD 02/01/2021 0.670% 01/01/2026	30318NAA1	3,464,201.68	0.00	1,818.70	1,818.70			
02/01/23	02/25/23	FHMS K050 A2 DTD 11/01/2015 3.334% 08/01/2025	3137BLW95	30,000,000.00	0.00	83,349.99	83,349.99			
02/01/23	02/25/23	FHMS KJ32 A1 DTD 11/01/2020 0.516% 06/01/2025	3137F72U8	489,051.36	0.00	210.29	210.29			
02/01/23	02/25/23	FHMS K739 A2 DTD 11/01/2020 1.336% 09/01/2027	3137F64P9	12,000,000.00	0.00	13,360.00	13,360.00			
02/01/23	02/25/23	FHMS K726 A1 DTD 06/01/2017 2.700% 10/01/2025	3137BYLE8	25,000,000.00	0.00	56,250.00	56,250.00			
02/01/23	02/25/23	FHLMC SERIES K037 A2 DTD 03/01/2014 3.490% 01/01/2024	3137B7YY9	59,843,000.00	0.00	174,043.37	174,043.37			
02/01/23	02/25/23	FHMS K732 AM DTD 06/28/2018 3.700% 05/01/2025	3137FG7G4	25,000,000.00	0.00	77,083.33	77,083.33			
02/01/23	02/25/23	FHMS K046 A2 DTD 06/17/2015 3.205% 03/01/2025	3137BJP64	50,000,000.00	0.00	133,541.65	133,541.65			
02/04/23	02/04/23	BANK OF NY MELLON CORP NOTES (CALLABLE) DTD 02/04/2014 3.650% 02/04/2024	06406HCS6	6,957,000.00	0.00	126,965.25	126,965.25			
02/05/23	02/05/23	FANNIE MAE NOTES DTD 02/08/2019 2.500% 02/05/2024	3135G0V34	100,000,000.00	0.00	1,250,000.00	1,250,000.00			
02/11/23	02/11/23	CHEVRON USA INC CORPORATE NOTES DTD 08/12/2020 0.426% 08/11/2023	166756AJ5	10,000,000.00	0.00	21,300.00	21,300.00			
02/12/23	02/12/23	FREDDIE MAC NOTES DTD 02/14/2020 1.500% 02/12/2025	3137EAEP0	50,000,000.00	0.00	375,000.00	375,000.00			
02/13/23	02/13/23	TOTOTA MOTOR CREDIT CORP CORP NOTE (FLOA DTD 12/13/2021 4.900% 06/13/2023	89236TJS5	10,000,000.00	0.00	40,555.56	40,555.56			
02/13/23	02/13/23	FHLB BONDS DTD 02/15/2019 2.500% 02/13/2024	3130AFW94	50,000,000.00	0.00	625,000.00	625,000.00			
02/14/23	02/14/23	FEDERAL FARM CREDIT BANK NOTES DTD 02/15/2022 1.750% 02/14/2025	3133ENPG9	30,000,000.00	0.00	262,500.00	262,500.00			

Managed Account Security Transactions & Interest

For the Month Ending **February 28, 2023**

SAN BERNARDINO COUNTY - 76990800

Transaction Type		Security Description	CUSIP	Par	Principal Proceeds	Accrued Interest	Total	Realized G/L Cost	Realized G/L Amort Cost	Sale Method
Trade	Settle									
INTEREST										
02/14/23	02/14/23	FEDERAL FARM CREDIT BANKS NOTES DTD 08/14/2019 1.600% 08/14/2023	3133EKZK5	10,000,000.00	0.00	80,000.00	80,000.00			
02/15/23	02/15/23	JDOT 2022-A A2 DTD 03/16/2022 1.900% 11/15/2024	47787JAB4	4,152,070.70	0.00	6,574.11	6,574.11			
02/15/23	02/15/23	US TREASURY NOTES DTD 08/15/2014 2.375% 08/15/2024	912828D56	50,000,000.00	0.00	593,750.00	593,750.00			
02/15/23	02/15/23	HART 2021-B A3 DTD 07/28/2021 0.380% 01/15/2026	44934KAC8	17,000,000.00	0.00	5,383.34	5,383.34			
02/15/23	02/15/23	JDOT 2022-C A3 DTD 10/19/2022 5.090% 06/15/2027	47800BAC2	28,961,000.00	0.00	122,842.92	122,842.92			
02/15/23	02/15/23	TAOT 2021-D A2 DTD 11/15/2021 0.310% 08/15/2024	89238JAB1	3,188,375.37	0.00	823.67	823.67			
02/15/23	02/15/23	TAOT 2022-A A2 DTD 01/31/2022 0.740% 10/15/2024	89239KAB7	2,578,432.51	0.00	1,590.03	1,590.03			
02/15/23	02/15/23	HART 2022-B A2A DTD 07/20/2022 3.640% 05/15/2025	44918MAB6	10,000,000.00	0.00	30,333.33	30,333.33			
02/15/23	02/15/23	HART 2022-C A2A DTD 11/09/2022 5.350% 11/17/2025	44933DAB7	37,500,000.00	0.00	167,187.49	167,187.49			
02/15/23	02/15/23	MBART 2021-1 A3 DTD 09/22/2021 0.460% 06/15/2026	58772WAC7	21,000,000.00	0.00	8,049.99	8,049.99			
02/15/23	02/15/23	TAOT 2022-D A2A DTD 11/08/2022 5.270% 01/15/2026	89239HAB4	24,000,000.00	0.00	105,400.01	105,400.01			
02/15/23	02/15/23	JOHN DEERE OWNER TRUST DTD 03/11/2020 1.100% 08/15/2024	47789KAC7	866,811.90	0.00	794.58	794.58			
02/15/23	02/15/23	HART 2022-C A3 DTD 11/09/2022 5.390% 06/15/2027	44933DAD3	48,500,000.00	0.00	217,845.85	217,845.85			
02/15/23	02/15/23	JDOT 2021-B A3 DTD 07/21/2021 0.520% 03/16/2026	47789QAC4	13,500,000.00	0.00	5,850.00	5,850.00			
02/15/23	02/15/23	TAOT 2023-A A2 DTD 01/30/2023 5.050% 01/15/2026	891940AB4	7,000,000.00	0.00	14,729.17	14,729.17			
02/15/23	02/15/23	MBART 2022-1 A2 DTD 11/22/2022 5.260% 10/15/2025	58768PAB0	12,250,000.00	0.00	53,695.83	53,695.83			
02/15/23	02/15/23	HART 2021-C A2A DTD 11/17/2021 0.360% 10/15/2024	44935FAB0	4,363,732.80	0.00	1,309.12	1,309.12			

Managed Account Security Transactions & Interest

For the Month Ending **February 28, 2023**

SAN BERNARDINO COUNTY - 76990800

Transaction Type		Security Description	CUSIP	Par	Principal Proceeds	Accrued Interest	Total	Realized G/L Cost	Realized G/L Amort Cost	Sale Method
Trade	Settle									
INTEREST										
02/15/23	02/15/23	US TREASURY NOTES DTD 02/17/2015 2.000% 02/15/2025	912828J27	50,000,000.00	0.00	500,000.00	500,000.00			
02/15/23	02/15/23	US TREASURY NOTES DTD 08/15/2017 2.250% 08/15/2027	9128282R0	50,000,000.00	0.00	562,500.00	562,500.00			
02/15/23	02/15/23	HART 2021-B A2 DTD 07/28/2021 0.240% 05/15/2024	44934KAB0	1,655,812.76	0.00	331.17	331.17			
02/15/23	02/15/23	TAOT 2022-B A3 DTD 04/13/2022 2.930% 09/15/2026	89238FAD5	12,000,000.00	0.00	29,300.00	29,300.00			
02/15/23	02/15/23	MBART 2022-1 A3 DTD 11/22/2022 5.210% 08/16/2027	58768PAC8	20,500,000.00	0.00	89,004.17	89,004.17			
02/15/23	02/15/23	HART 2022-B A3 DTD 07/20/2022 3.720% 11/16/2026	44918MAD2	11,000,000.00	0.00	34,100.00	34,100.00			
02/15/23	02/15/23	MBART 2023-1 A3 DTD 01/25/2023 4.510% 11/15/2027	58770AAC7	6,630,000.00	0.00	16,611.84	16,611.84			
02/15/23	02/15/23	JDOT 2022-C A2 DTD 10/19/2022 4.980% 08/15/2025	47800BAB4	34,500,000.00	0.00	143,175.00	143,175.00			
02/15/23	02/15/23	TAOT 2021-C A2 DTD 09/27/2021 0.200% 05/15/2024	89239BAB7	2,559,874.68	0.00	426.65	426.65			
02/15/23	02/15/23	TAOT 2023-A A3 DTD 01/30/2023 4.630% 09/15/2027	891940AC2	13,000,000.00	0.00	25,079.17	25,079.17			
02/15/23	02/15/23	MBALT 2021-B A2 DTD 06/29/2021 0.220% 01/16/2024	58769KAC8	1,307,295.80	0.00	239.66	239.66			
02/15/23	02/15/23	HART 2021-C A3 DTD 11/17/2021 0.740% 05/15/2026	44935FAD6	5,500,000.00	0.00	3,391.67	3,391.67			
02/15/23	02/15/23	JDOT 2022-B A2 DTD 07/20/2022 3.730% 06/16/2025	47800AAB6	10,500,000.00	0.00	32,637.50	32,637.50			
02/15/23	02/15/23	JDOT 2022-B A3 DTD 07/20/2022 3.740% 02/16/2027	47800AAC4	8,600,000.00	0.00	26,803.34	26,803.34			
02/15/23	02/15/23	US TREASURY N/B NOTES DTD 02/15/2022 1.500% 02/15/2025	91282CDZ1	50,000,000.00	0.00	375,000.00	375,000.00			
02/15/23	02/15/23	TAOT 2019-D A3 DTD 11/13/2019 1.920% 01/16/2024	89233MAD5	198,936.84	0.00	318.30	318.30			
02/15/23	02/15/23	MBALT 2021-B A3 DTD 06/29/2021 0.400% 11/15/2024	58769KAD6	16,500,000.00	0.00	5,499.99	5,499.99			

Managed Account Security Transactions & Interest

For the Month Ending **February 28, 2023**

SAN BERNARDINO COUNTY - 76990800

Transaction Type		Security Description	CUSIP	Par	Principal Proceeds	Accrued Interest	Total	Realized G/L Cost	Realized G/L Amort Cost	Sale Method
Trade	Settle									
INTEREST										
02/15/23	02/15/23	AMXCA 2022-2 A DTD 05/24/2022 3.390% 05/17/2027	02582JJT8	20,000,000.00	0.00	56,500.00	56,500.00			
02/15/23	02/15/23	TAOT 2021-D A3 DTD 11/15/2021 0.710% 04/15/2026	89238JAC9	7,000,000.00	0.00	4,141.67	4,141.67			
02/15/23	02/15/23	TAOT 2021-B A3 DTD 06/14/2021 0.260% 11/17/2025	89190GAC1	35,854,174.75	0.00	7,768.42	7,768.42			
02/15/23	02/15/23	TAOT 2022-D A3 DTD 11/08/2022 5.300% 09/15/2027	89239HAD0	70,500,000.00	0.00	311,375.02	311,375.02			
02/15/23	02/15/23	JDOT 2022-A A3 DTD 03/16/2022 2.320% 09/16/2026	47787JAC2	8,000,000.00	0.00	15,466.66	15,466.66			
02/15/23	02/15/23	TAOT 2021-C A3 DTD 09/27/2021 0.430% 01/15/2026	89239BAC5	12,000,000.00	0.00	4,300.00	4,300.00			
02/15/23	02/15/23	TAOT 2022-B A2A DTD 04/13/2022 2.350% 01/15/2025	89238FAB9	6,214,930.66	0.00	12,170.90	12,170.90			
02/15/23	02/15/23	JDOT 2021-B A2 DTD 07/21/2021 0.250% 06/17/2024	47789QAB6	5,908,936.80	0.00	1,231.02	1,231.02			
02/15/23	02/15/23	MBART 2023-1 A2 DTD 01/25/2023 5.090% 01/15/2026	58770AAB9	3,300,000.00	0.00	9,331.67	9,331.67			
02/15/23	02/15/23	MBART 2021-1 A2 DTD 09/22/2021 0.210% 07/15/2024	58772WAB9	3,384,188.87	0.00	592.24	592.24			
02/15/23	02/15/23	AMXCA 2022-4 A DTD 11/03/2022 4.950% 10/15/2027	02582JJX9	33,000,000.00	0.00	136,125.00	136,125.00			
02/15/23	02/15/23	HAROT 2021-2 A3 DTD 05/26/2021 0.330% 08/15/2025	43811JAC1	26,148,450.88	0.00	7,190.82	7,190.82			
02/15/23	02/15/23	TAOT 2020-A A3 DTD 02/12/2020 1.660% 05/15/2024	89232HAC9	2,322,044.85	0.00	3,212.16	3,212.16			
02/15/23	02/15/23	TAOT 2022-A A3 DTD 01/31/2022 1.230% 06/15/2026	89239KAC5	4,250,000.00	0.00	4,356.25	4,356.25			
02/18/23	02/18/23	HAROT 2019-4 A3 DTD 11/26/2019 1.830% 01/18/2024	43813VAC2	693,345.51	0.00	1,057.35	1,057.35			
02/20/23	02/20/23	TLOT 2021-A A3 DTD 04/21/2021 0.390% 04/22/2024	89238EAC0	3,092,685.74	0.00	1,005.13	1,005.13			
02/21/23	02/21/23	HAROT 2021-4 A2 DTD 11/24/2021 0.390% 05/21/2024	43815GAB5	3,463,477.39	0.00	1,125.63	1,125.63			

Managed Account Security Transactions & Interest

For the Month Ending **February 28, 2023**

SAN BERNARDINO COUNTY - 76990800

Transaction Type		Security Description	CUSIP	Par	Principal Proceeds	Accrued Interest	Total	Realized G/L Cost	Realized G/L Amort Cost	Sale Method
Trade	Settle									
INTEREST										
02/21/23	02/21/23	HAROT 2020-1 A3 DTD 02/26/2020 1.610% 04/22/2024	43813RAC1	1,953,286.70	0.00	2,620.66	2,620.66			
02/21/23	02/21/23	HAROT 2021-4 A3 DTD 11/24/2021 0.880% 01/21/2026	43815GAC3	7,750,000.00	0.00	5,683.33	5,683.33			
02/24/23	02/24/23	FEDERAL HOME LOAN BANK NOTES (CALLABLE) DTD 02/24/2021 0.750% 02/24/2026	3130ALCV4	58,700,000.00	0.00	220,125.00	220,125.00			
02/24/23	02/24/23	FREDDIE MAC NOTES DTD 08/21/2020 0.250% 08/24/2023	3137EAEV7	45,000,000.00	0.00	56,250.00	56,250.00			
02/25/23	02/25/23	BMWLT 2021-2 A3 DTD 09/15/2021 0.330% 12/26/2024	09690AAC7	6,638,552.70	0.00	1,825.60	1,825.60			
02/25/23	02/25/23	BMWOT 2022-A A2A DTD 05/18/2022 2.520% 12/26/2024	05602RAB7	8,435,040.07	0.00	17,713.58	17,713.58			
02/25/23	02/25/23	BMWLT 2022-1 A2 DTD 01/19/2022 0.670% 05/28/2024	05601XAB5	2,039,821.40	0.00	1,138.90	1,138.90			
02/25/23	02/25/23	FANNIE MAE NOTES DTD 08/27/2020 0.375% 08/25/2025	3135G05X7	50,000,000.00	0.00	93,750.00	93,750.00			
02/25/23	02/25/23	BMWLT 2022-1 A3 DTD 01/19/2022 1.100% 03/25/2025	05601XAC3	8,250,000.00	0.00	7,562.50	7,562.50			
02/25/23	02/25/23	BMWOT 2022-A A3 DTD 05/18/2022 3.210% 08/25/2026	05602RAD3	14,000,000.00	0.00	37,450.00	37,450.00			
02/26/23	02/26/23	FHLB NOTES (CALLABLE) DTD 02/26/2021 0.900% 02/26/2027	3130AL5A8	37,400,000.00	0.00	168,300.00	168,300.00			
02/26/23	02/26/23	FEDERAL HOME LOAN BANK NOTES (CALLABLE) DTD 02/26/2021 1.115% 02/26/2027	3130ALGL2	50,510,000.00	0.00	281,593.25	281,593.25			
02/26/23	02/26/23	FEDERAL HOME LOAN BANK NOTES (CALLABLE) DTD 02/26/2021 1.000% 02/26/2027	3130ALDA9	22,500,000.00	0.00	112,500.00	112,500.00			
02/26/23	02/26/23	FHLB NOTES (CALLABLE) DTD 02/26/2021 0.920% 02/26/2027	3130ALCE2	25,000,000.00	0.00	115,000.00	115,000.00			
02/28/23	02/28/23	BANK OF THE WEST MONEY MARKET FUND	BKOFWEST7	0.00	0.00	2,278.36	2,278.36			

Managed Account Security Transactions & Interest

For the Month Ending **February 28, 2023**

SAN BERNARDINO COUNTY - 76990800

Transaction Type	Trade	Settle	Security Description	CUSIP	Par	Principal Proceeds	Accrued Interest	Total	Realized G/L Cost	Realized G/L Amort Cost	Sale Method
INTEREST											
	02/28/23	02/28/23	FEDERAL HOME LOAN BANK NOTES DTD 09/10/2021 0.125% 08/28/2023	3130ANYM6	50,000,000.00	0.00	31,250.00	31,250.00			
	02/28/23	02/28/23	MORGAN STANLEY LIQ GOVT-INST FUND	61747C707	0.00	0.00	3,367.17	3,367.17			
	02/28/23	02/28/23	INVESTMENT TRUST OF CALIFORNIA	CALTRUST3	0.00	0.00	35,333.82	35,333.82			
	02/28/23	02/28/23	FEDERAL HOME LOAN BANK NOTES DTD 03/25/2022 2.125% 02/28/2024	3130ARHG9	30,000,000.00	0.00	318,750.00	318,750.00			
	02/28/23	02/28/23	US TREASURY NOTES DTD 08/31/2019 1.250% 08/31/2024	912828YE4	100,000,000.00	0.00	625,000.00	625,000.00			
	02/28/23	02/28/23	US TREASURY NOTES DTD 02/28/2021 0.500% 02/28/2026	91282CBQ3	50,000,000.00	0.00	125,000.00	125,000.00			
	02/28/23	02/28/23	FEDERATED GOVT OBLIGATIONS FUND	608919718	0.00	0.00	10,582.63	10,582.63			
	02/28/23	02/28/23	US TREASURY NOTES DTD 02/28/2017 2.125% 02/29/2024	912828W48	75,000,000.00	0.00	796,875.00	796,875.00			
	02/28/23	02/28/23	STONECASTLE FICA	FICAMF003	0.00	0.00	83,767.13	83,767.13			
	02/28/23	02/28/23	FIDELITY GOV'T MM FUND 2642	31607A703	0.00	0.00	261,211.52	261,211.52			
	02/28/23	02/28/23	NORTHERN TRUST INST GOVT SELECT 848	665278701	0.00	0.00	3,323.40	3,323.40			
	02/28/23	02/28/23	US TREASURY NOTES DTD 08/31/2016 1.375% 08/31/2023	912828D1	100,000,000.00	0.00	687,500.00	687,500.00			
	02/28/23	02/28/23	US TREASURY NOTES DTD 08/31/2020 0.250% 08/31/2025	91282CAJ0	175,000,000.00	0.00	218,750.00	218,750.00			
	02/28/23	02/28/23	CALIFORNIA ASSET MANAGEMENT PROGRAM	CAMPMF025	0.00	0.00	1,920,218.05	1,920,218.05			

Transaction Type Sub-Total **3,454,717,290.97** **0.00** **17,393,639.07** **17,393,639.07**

MATURITY											
	02/01/23	02/01/23	CHARTA LLC COMM PAPER DTD 09/28/2022 0.000% 02/01/2023	16115WP19	50,000,000.00	50,000,000.00	0.00	50,000,000.00	700,000.00	0.00	
	02/01/23	02/01/23	BNP PARIBAS NY BRANCH CERT DEPOS DTD 02/01/2022 0.960% 02/01/2023	05586FYY7	50,000,000.00	50,000,000.00	486,666.65	50,486,666.65	0.00	0.00	
	02/01/23	02/01/23	CREDIT AGRICOLE CIB NY CERT DEPOS DTD 01/31/2023 4.290% 02/01/2023	22536CGL8	300,000,000.00	300,000,000.00	35,750.10	300,035,750.10	0.00	0.00	

Managed Account Security Transactions & Interest

For the Month Ending February 28, 2023

SAN BERNARDINO COUNTY - 76990800

Transaction Type		Security Description	CUSIP	Par	Principal Proceeds	Accrued Interest	Total	Realized G/L Cost	Realized G/L Amort Cost	Sale Method
Trade	Settle									
MATURITY										
02/01/23	02/01/23	FED HOME LN DISCOUNT NT DISC NOTES DTD 02/01/2022 0.000% 02/01/2023	313384BH1	100,000,000.00	100,000,000.00	0.00	100,000,000.00	865,555.56	0.00	
02/01/23	02/01/23	JOHNSON & JOHNSON COMM PAPER DTD 11/29/2022 0.000% 02/01/2023	47816GP11	75,000,000.00	75,000,000.00	0.00	75,000,000.00	546,666.67	0.00	
02/01/23	02/01/23	CANTOR FITZGERALD REPO AGRMT DTD 01/31/2023 4.290% 02/01/2023	RE1364760	100,000,000.00	100,000,000.00	11,916.67	100,011,916.67	0.00	0.00	
02/02/23	02/02/23	CREDIT AGRICOLE CIB NY CERT DEPOS DTD 02/01/2023 4.290% 02/02/2023	22536CGQ7	250,000,000.00	250,000,000.00	29,791.67	250,029,791.67	0.00	0.00	
02/02/23	02/02/23	CANTOR FITZGERALD REPO AGRMT DTD 02/01/2023 4.290% 02/02/2023	RE1364778	100,000,000.00	100,000,000.00	11,916.67	100,011,916.67	0.00	0.00	
02/03/23	02/03/23	CANTOR FITZGERALD REPO AGRMT DTD 02/02/2023 4.530% 02/03/2023	RE1364786	100,000,000.00	100,000,000.00	12,583.33	100,012,583.33	0.00	0.00	
02/03/23	02/03/23	FEDERAL FARM CREDIT BANK NOTES DTD 02/03/2021 0.125% 02/03/2023	3133EMPH9	10,000,000.00	10,000,000.00	6,250.00	10,006,250.00	5,600.00	0.00	
02/03/23	02/03/23	FEDERAL FARM CREDIT BANK NOTES DTD 02/03/2021 0.125% 02/03/2023	3133EMPH9	40,000,000.00	40,000,000.00	25,000.00	40,025,000.00	22,400.00	0.00	
02/03/23	02/03/23	CREDIT AGRICOLE CIB NY CERT DEPOS DTD 02/02/2023 4.550% 02/03/2023	22536CGW4	184,000,000.00	184,000,000.00	23,255.56	184,023,255.56	0.00	0.00	
02/06/23	02/06/23	CREDIT AGRICOLE CIB NY CERT DEPOS DTD 02/03/2023 4.550% 02/06/2023	22536CHB9	220,000,000.00	220,000,000.00	83,416.67	220,083,416.67	0.00	0.00	
02/06/23	02/06/23	CANTOR FITZGERALD REPO AGRMT DTD 02/03/2023 4.520% 02/06/2023	RE1364794	100,000,000.00	100,000,000.00	37,666.67	100,037,666.67	0.00	0.00	
02/06/23	02/06/23	FED HOME LN DISCOUNT NT DISC NOTES DTD 02/07/2022 0.000% 02/06/2023	313384BN8	50,000,000.00	50,000,000.00	0.00	50,000,000.00	367,500.00	0.00	
02/07/23	02/07/23	CANTOR FITZGERALD REPO AGRMT DTD 02/06/2023 4.520% 02/07/2023	RE1364802	100,000,000.00	100,000,000.00	12,555.56	100,012,555.56	0.00	0.00	
02/07/23	02/07/23	NATIXIS NY BRANCH COMM PAPER DTD 02/01/2022 0.000% 02/07/2023	63873KP76	135,000,000.00	135,000,000.00	0.00	135,000,000.00	17,062.50	0.00	
02/08/23	02/08/23	CANTOR FITZGERALD REPO AGRMT DTD 02/07/2023 4.520% 02/08/2023	RE1364810	100,000,000.00	100,000,000.00	12,555.56	100,012,555.56	0.00	0.00	

Managed Account Security Transactions & Interest

For the Month Ending **February 28, 2023**

SAN BERNARDINO COUNTY - 76990800

Transaction Type		Security Description	CUSIP	Par	Principal Proceeds	Accrued Interest	Total	Realized G/L Cost	Realized G/L Amort Cost	Sale Method
Trade	Settle									
MATURITY										
02/08/23	02/08/23	FEDERAL HOME LOAN BANKS DISC NOTE DTD 02/08/2022 0.000% 02/08/2023	313384BQ1	50,000,000.00	50,000,000.00	0.00	50,000,000.00	479,555.56	0.00	
02/08/23	02/08/23	NATIXIS NY BRANCH COMM PAPER DTD 07/13/2022 0.000% 02/08/2023	63873KP84	19,000,000.00	19,000,000.00	0.00	19,000,000.00	2,401.39	0.00	
02/09/23	02/09/23	CREDIT AGRICOLE CIB NY CERT DEPOS DTD 02/08/2023 4.550% 02/09/2023	22536CHT0	62,000,000.00	62,000,000.00	7,836.11	62,007,836.11	0.00	0.00	
02/09/23	02/09/23	CANTOR FITZGERALD REPO AGRMT DTD 02/08/2023 4.520% 02/09/2023	RE1364828	100,000,000.00	100,000,000.00	12,555.56	100,012,555.56	0.00	0.00	
02/10/23	02/10/23	CREDIT AGRICOLE CIB NY CERT DEPOS DTD 02/09/2023 4.550% 02/10/2023	22536CJA9	40,000,000.00	40,000,000.00	5,055.56	40,005,055.56	0.00	0.00	
02/10/23	02/10/23	CANTOR FITZGERALD REPO AGRMT DTD 02/09/2023 4.520% 02/10/2023	RE1364836	100,000,000.00	100,000,000.00	12,555.56	100,012,555.56	0.00	0.00	
02/13/23	02/13/23	CHARIOT FUNDING LLC COMM PAPER -- 0.000% 02/13/2023	15963UPD2	30,500,000.00	30,500,000.00	0.00	30,500,000.00	382,139.58	0.00	
02/13/23	02/13/23	CANTOR FITZGERALD REPO AGRMT DTD 02/10/2023 4.520% 02/13/2023	RE1364844	100,000,000.00	100,000,000.00	37,666.67	100,037,666.67	0.00	0.00	
02/14/23	02/14/23	CANTOR FITZGERALD REPO AGRMT DTD 02/13/2023 4.520% 02/14/2023	RE1364851	100,000,000.00	100,000,000.00	12,555.56	100,012,555.56	0.00	0.00	
02/15/23	02/15/23	CANTOR FITZGERALD REPO AGRMT DTD 02/14/2023 4.520% 02/15/2023	RE1364869	100,000,000.00	100,000,000.00	12,555.56	100,012,555.56	0.00	0.00	
02/16/23	02/16/23	CANTOR FITZGERALD REPO AGRMT DTD 02/15/2023 4.540% 02/16/2023	RE1364877	100,000,000.00	100,000,000.00	12,611.11	100,012,611.11	0.00	0.00	
02/17/23	02/17/23	CANTOR FITZGERALD REPO AGRMT DTD 02/16/2023 4.540% 02/17/2023	RE1364885	100,000,000.00	100,000,000.00	12,611.11	100,012,611.11	0.00	0.00	
02/17/23	02/17/23	FEDERAL HOME LOAN BANKS NOTES DTD 02/21/2020 1.375% 02/17/2023	3130AJ7E3	50,000,000.00	50,000,000.00	343,750.00	50,343,750.00	92,000.00	0.00	
02/21/23	02/21/23	CANTOR FITZGERALD REPO AGRMT DTD 02/17/2023 4.540% 02/21/2023	RE1364893	100,000,000.00	100,000,000.00	50,444.44	100,050,444.44	0.00	0.00	
02/22/23	02/22/23	CANTOR FITZGERALD REPO AGRMT DTD 02/21/2023 4.520% 02/22/2023	RE1364901	100,000,000.00	100,000,000.00	12,555.56	100,012,555.56	0.00	0.00	
02/23/23	02/23/23	CANTOR FITZGERALD REPO AGRMT DTD 02/22/2023 4.500% 02/23/2023	RE1364919	100,000,000.00	100,000,000.00	12,500.00	100,012,500.00	0.00	0.00	

Managed Account Security Transactions & Interest

For the Month Ending **February 28, 2023**

SAN BERNARDINO COUNTY - 76990800

Transaction Type		Security Description	CUSIP	Par	Principal Proceeds	Accrued Interest	Total	Realized G/L Cost	Realized G/L Amort Cost	Sale Method
Trade	Settle									
MATURITY										
02/24/23	02/24/23	CANTOR FITZGERALD REPO AGRMT DTD 02/23/2023 4.500% 02/24/2023	RE1364927	100,000,000.00	100,000,000.00	12,500.00	100,012,500.00	0.00	0.00	
02/27/23	02/27/23	CANTOR FITZGERALD REPO AGRMT DTD 02/24/2023 4.500% 02/27/2023	RE1364935	100,000,000.00	100,000,000.00	37,500.00	100,037,500.00	0.00	0.00	
02/28/23	02/28/23	CANTOR FITZGERALD REPO AGRMT DTD 02/27/2023 4.500% 02/28/2023	RE1364943	100,000,000.00	100,000,000.00	12,500.00	100,012,500.00	0.00	0.00	
02/28/23	02/28/23	GTA FUNDING LLC COMM PAPER -- 0.000% 02/28/2023	40060XPU8	50,000,000.00	50,000,000.00	0.00	50,000,000.00	778,472.22	0.00	

Transaction Type Sub-Total				3,665,500,000.00	3,665,500,000.00	1,397,077.91	3,666,897,077.91	4,259,353.48	0.00	
-----------------------------------	--	--	--	-------------------------	-------------------------	---------------------	-------------------------	---------------------	-------------	--

PAYDOWNS										
02/01/23	02/01/23	TAOT 2022-A A2 DTD 01/31/2022 0.740% 10/15/2024	89239KAB7	344,076.05	344,076.05	0.00	344,076.05	9.22	0.00	
02/01/23	02/01/23	MBART 2021-1 A2 DTD 09/22/2021 0.210% 07/15/2024	58772WAB9	1,334,688.40	1,334,688.40	0.00	1,334,688.40	132.53	0.00	
02/01/23	02/01/23	JDOT 2022-A A2 DTD 03/16/2022 1.900% 11/15/2024	47787JAB4	633,538.23	633,538.23	0.00	633,538.23	34.65	0.00	
02/01/23	02/01/23	HAROT 2021-4 A2 DTD 11/24/2021 0.390% 05/21/2024	43815GAB5	638,435.34	638,435.34	0.00	638,435.34	16.73	0.00	
02/01/23	02/01/23	BMWLT 2022-1 A2 DTD 01/19/2022 0.670% 05/28/2024	05601XAB5	654,718.68	654,718.68	0.00	654,718.68	0.39	0.00	
02/01/23	02/01/23	HART 2021-B A2 DTD 07/28/2021 0.240% 05/15/2024	44934KAB0	1,178,741.76	1,178,741.76	0.00	1,178,741.76	106.91	0.00	
02/01/23	02/01/23	TAOT 2021-D A2 DTD 11/15/2021 0.310% 08/15/2024	89238JAB1	583,413.32	583,413.32	0.00	583,413.32	4.49	0.00	
02/01/23	02/01/23	JDOT 2021-B A2 DTD 07/21/2021 0.250% 06/17/2024	47789OAB6	2,400,744.32	2,400,744.32	0.00	2,400,744.32	54.26	0.00	
02/01/23	02/01/23	HAROT 2021-2 A3 DTD 05/26/2021 0.330% 08/15/2025	43811JAC1	1,116,340.44	1,116,340.44	0.00	1,116,340.44	43.54	0.00	
02/01/23	02/01/23	TLOT 2021-A A3 DTD 04/21/2021 0.390% 04/22/2024	89238EAC0	476,416.35	476,416.35	0.00	476,416.35	55.60	0.00	
02/01/23	02/01/23	HAROT 2021-2 A3 DTD 05/26/2021 0.330% 08/15/2025	43811JAC1	587,547.60	587,547.60	0.00	587,547.60	7,114.83	0.00	

Managed Account Security Transactions & Interest

For the Month Ending **February 28, 2023**

SAN BERNARDINO COUNTY - 76990800

Transaction Type		Security Description	CUSIP	Par	Principal Proceeds	Accrued Interest	Total	Realized G/L Cost	Realized G/L Amort Cost	Sale Method
Trade	Settle									
PAYDOWNS										
02/01/23	02/01/23	TAOT 2021-C A2 DTD 09/27/2021 0.200% 05/15/2024	89239BAB7	725,105.94	725,105.94	0.00	725,105.94	54.82	0.00	
02/01/23	02/01/23	HART 2021-C A2A DTD 11/17/2021 0.360% 10/15/2024	44935FAB0	780,080.64	780,080.64	0.00	780,080.64	45.40	0.00	
02/01/23	02/01/23	BMWLT 2021-2 A3 DTD 09/15/2021 0.330% 12/26/2024	09690AAC7	647,612.78	647,612.78	0.00	647,612.78	66.83	0.00	
02/01/23	02/25/23	FRESB 2022-SB103 A5F DTD 10/01/2022 2.080% 06/01/2027	30329MAA0	4,260.12	4,260.12	0.00	4,260.12	443.53	0.00	
02/01/23	02/25/23	FRESB 2021-SB82 A5 DTD 01/01/2021 0.670% 11/01/2025	30318CAA5	3,813.67	3,813.67	0.00	3,813.67	(18.70)	0.00	
02/01/23	02/25/23	FHMS KJ21 A2 DTD 09/01/2018 3.700% 09/01/2026	3137FHGE7	13,588.68	13,588.68	0.00	13,588.68	273.90	0.00	
02/01/23	02/25/23	FHMS K045 A2 DTD 05/01/2015 3.023% 01/01/2025	3137BHXJ1	38,235.75	38,235.75	0.00	38,235.75	(3,771.30)	0.00	
02/01/23	02/25/23	FHMS K033 A2 DTD 10/01/2013 3.060% 07/01/2023	3137B4WB8	6,325.00	6,325.00	0.00	6,325.00	(403.71)	0.00	
02/01/23	02/25/23	FHMS KJ32 A1 DTD 11/01/2020 0.516% 06/01/2025	3137F72U8	7,915.08	7,915.08	0.00	7,915.08	0.03	0.00	
02/01/23	02/25/23	FHMS KJ36 A1 DTD 12/01/2021 1.298% 12/01/2026	3137H4RZ5	7,764.22	7,764.22	0.00	7,764.22	0.03	0.00	
02/01/23	02/25/23	FHMS KJ39 A1 DTD 04/01/2022 2.750% 04/01/2027	3137H73W1	45,016.34	45,016.34	0.00	45,016.34	7.43	0.00	
02/01/23	02/25/23	FRESB 2021-SB83 DTD 02/01/2021 0.670% 01/01/2026	30318NAA1	5,743.60	5,743.60	0.00	5,743.60	(26.97)	0.00	
02/01/23	02/25/23	FHMS K034 A2 DTD 11/01/2013 3.531% 07/01/2023	3137B5JM6	987,938.75	987,938.75	0.00	987,938.75	(9,107.56)	(9,107.56)	
02/01/23	02/25/23	FHLMC MULTIFAMILY STRUCTURED P DTD 11/01/2016 2.454% 08/01/2023	3137BSPW7	27,123.50	27,123.50	0.00	27,123.50	61.45	0.00	
02/01/23	02/25/23	FRESB 2022-SB104 A5F DTD 11/01/2022 2.600% 09/01/2027	30329QAA1	18,610.80	18,610.80	0.00	18,610.80	1,622.15	0.00	
02/01/23	02/25/23	FHMS KJ34 A1 DTD 07/01/2021 0.681% 06/01/2026	3137H1LS3	12,405.54	12,405.54	0.00	12,405.54	0.15	0.00	
02/01/23	02/25/23	FRESB 2022-SB97 DTD 04/01/2022 1.780% 02/01/2027	30311SAA7	29,484.84	29,484.84	0.00	29,484.84	1,168.54	0.00	

Managed Account Security Transactions & Interest

For the Month Ending **February 28, 2023**

SAN BERNARDINO COUNTY - 76990800

Transaction Type		Security Description	CUSIP	Par	Principal Proceeds	Accrued Interest	Total	Realized G/L Cost	Realized G/L Amort Cost	Sale Method
Trade	Settle									
PAYDOWNS										
02/01/23	02/25/23	FRESB 2021-SB82 A5 DTD 01/01/2021 0.670% 11/01/2025	30318CAA5	1,634.43	1,634.43	0.00	1,634.43	(8.02)	0.00	
02/15/23	02/15/23	TAOT 2021-B A3 DTD 06/14/2021 0.260% 11/17/2025	89190GAC1	2,123,639.05	2,123,639.05	0.00	2,123,639.05	228.72	0.00	
02/15/23	02/15/23	HART 2022-B A2A DTD 07/20/2022 3.640% 05/15/2025	44918MAB6	369,983.70	369,983.70	0.00	369,983.70	18.76	0.00	
02/15/23	02/15/23	JOHN DEERE OWNER TRUST DTD 03/11/2020 1.100% 08/15/2024	47789KAC7	207,022.25	207,022.25	0.00	207,022.25	12.65	0.00	
02/15/23	02/15/23	TAOT 2022-B A2A DTD 04/13/2022 2.350% 01/15/2025	89238FAB9	582,749.23	582,749.23	0.00	582,749.23	25.41	0.00	
02/15/23	02/15/23	TAOT 2020-A A3 DTD 02/12/2020 1.660% 05/15/2024	89232HAC9	599,063.40	599,063.40	0.00	599,063.40	43.25	0.00	
02/15/23	02/15/23	MBALT 2021-B A2 DTD 06/29/2021 0.220% 01/16/2024	58769KAC8	1,307,295.80	1,307,295.80	0.00	1,307,295.80	109.55	0.00	
02/15/23	02/15/23	MBALT 2021-B A3 DTD 06/29/2021 0.400% 11/15/2024	58769KAD6	351,118.52	351,118.52	0.00	351,118.52	26.51	0.00	
02/15/23	02/15/23	TAOT 2019-D A3 DTD 11/13/2019 1.920% 01/16/2024	89233MAD5	158,969.25	158,969.25	0.00	158,969.25	11.47	0.00	
02/18/23	02/18/23	HAROT 2019-4 A3 DTD 11/26/2019 1.830% 01/18/2024	43813VAC2	314,528.13	314,528.13	0.00	314,528.13	56.05	0.00	
02/21/23	02/21/23	HAROT 2020-1 A3 DTD 02/26/2020 1.610% 04/22/2024	43813RAC1	394,247.20	394,247.20	0.00	394,247.20	77.27	0.00	
02/25/23	02/25/23	BMWOT 2022-A A2A DTD 05/18/2022 2.520% 12/26/2024	05602RAB7	879,207.35	879,207.35	0.00	879,207.35	63.21	0.00	
Transaction Type Sub-Total				20,599,144.05	20,599,144.05	0.00	20,599,144.05	(1,346.00)	(9,107.56)	
SELL										
02/13/23	02/13/23	FIDELITY GOV'T MM FUND 2642	31607A703	1,000,000.00	1,000,000.00	0.00	1,000,000.00	0.00	0.00	FIFO
02/13/23	02/13/23	FIDELITY GOV'T MM FUND 2642	31607A703	42,000,000.00	42,000,000.00	0.00	42,000,000.00	0.00	0.00	FIFO
02/14/23	02/14/23	FIDELITY GOV'T MM FUND 2642	31607A703	38,000,000.00	38,000,000.00	0.00	38,000,000.00	0.00	0.00	FIFO
02/14/23	02/14/23	FIDELITY GOV'T MM FUND 2642	31607A703	19,000,000.00	19,000,000.00	0.00	19,000,000.00	0.00	0.00	FIFO
02/14/23	02/14/23	FIDELITY GOV'T MM FUND 2642	31607A703	6,000,000.00	6,000,000.00	0.00	6,000,000.00	0.00	0.00	FIFO
02/15/23	02/15/23	CALIFORNIA ASSET MANAGEMENT PROGRAM	CAMPMF025	40,000,000.00	40,000,000.00	0.00	40,000,000.00	0.00	0.00	FIFO

Managed Account Security Transactions & Interest

For the Month Ending **February 28, 2023**

SAN BERNARDINO COUNTY - 76990800

Transaction Type		Security Description	CUSIP	Par	Principal Proceeds	Accrued Interest	Total	Realized G/L Cost	Realized G/L Amort Cost	Sale Method
Trade	Settle									
SELL										
02/15/23	02/15/23	CALIFORNIA ASSET MANAGEMENT PROGRAM	CAMPMF025	27,000,000.00	27,000,000.00	0.00	27,000,000.00	0.00	0.00	FIFO
02/15/23	02/15/23	CALIFORNIA ASSET MANAGEMENT PROGRAM	CAMPMF025	10,000,000.00	10,000,000.00	0.00	10,000,000.00	0.00	0.00	FIFO
02/17/23	02/17/23	FIDELITY GOV'T MM FUND 2642	31607A703	32,000,000.00	32,000,000.00	0.00	32,000,000.00	0.00	0.00	FIFO
02/17/23	02/17/23	FIDELITY GOV'T MM FUND 2642	31607A703	20,000,000.00	20,000,000.00	0.00	20,000,000.00	0.00	0.00	FIFO
02/22/23	02/22/23	CALIFORNIA ASSET MANAGEMENT PROGRAM	CAMPMF025	60,000,000.00	60,000,000.00	0.00	60,000,000.00	0.00	0.00	FIFO
02/23/23	02/23/23	CALIFORNIA ASSET MANAGEMENT PROGRAM	CAMPMF025	25,000,000.00	25,000,000.00	0.00	25,000,000.00	0.00	0.00	FIFO
Transaction Type Sub-Total				320,000,000.00	320,000,000.00	0.00	320,000,000.00	0.00	0.00	
Managed Account Sub-Total					35,088,315.51	18,069,696.86	53,158,012.37	4,258,007.48	(9,107.56)	
Total Security Transactions					\$35,088,315.51	\$18,069,696.86	\$53,158,012.37	\$4,258,007.48	(\$9,107.56)	

Bolded items are forward settling trades.